

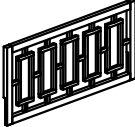


Signature

MADISON PARK






CROSBY QUEEN / KING HEADBOARD

Assembly instructions:

PARTS LIST

| No. | DESCRIPTION | IMAGE   | Q'TY |
|-----|-------------|---|------|
| P1  | HB PANEL    |  | 1    |
| P2  | L - LEG     |  | 1    |
| P3  | R - LEG     |  | 1    |

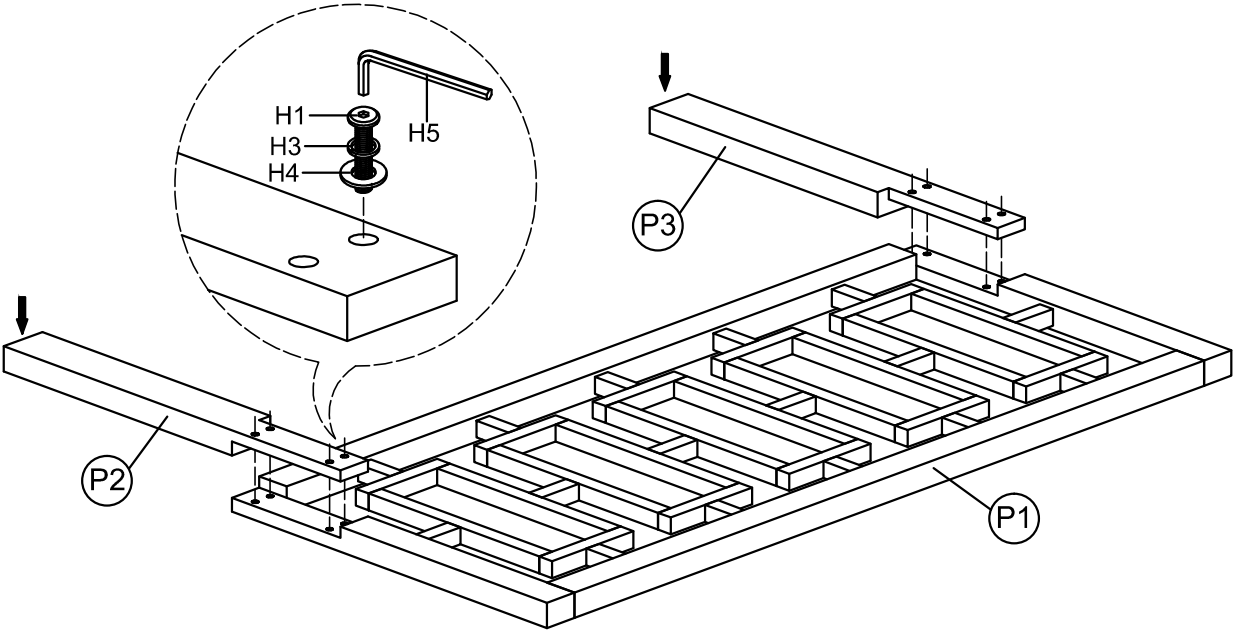
HARDWARE LIST

| No. | DESCRIPTION           | IMAGE  | Q'TY |
|-----|-----------------------|--|------|
| H1  | BOLT 5/16" X 38mm     |   | 8    |
| H2  | BOLT 5/16" X 25mm     |   | 6    |
| H3  | SPRING WASHER 1/4"    |   | 14   |
| H4  | FLAT WASHER 1/4" x 19 |   | 14   |
| H5  | ALLEN KEY 4mm         |  | 1    |

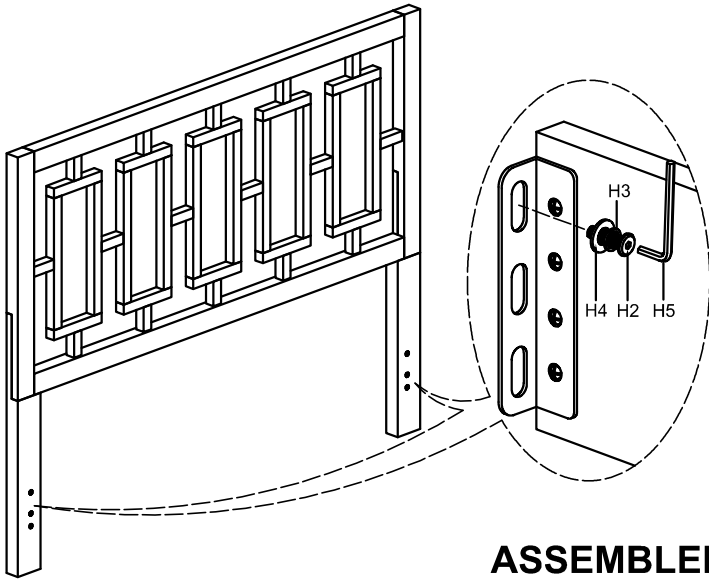
NOTE: PO# is located underneath/ at the back side of each item. Please be prepared to provide this # should any claim be necessary

**CAUTION:** Item is heavy assembly should be performed by two people.

1



2



ASSEMBLED COMPLETE