









MADISONPARK SHERAY DINING CHAIR

Assembly instructions:

PARTS LIST

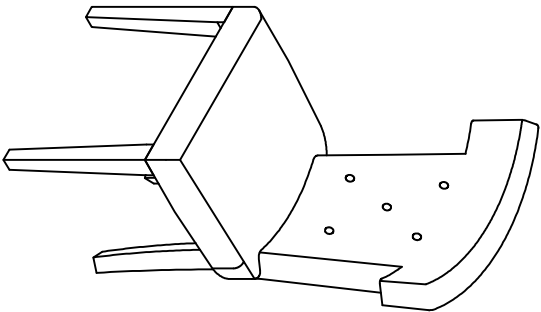
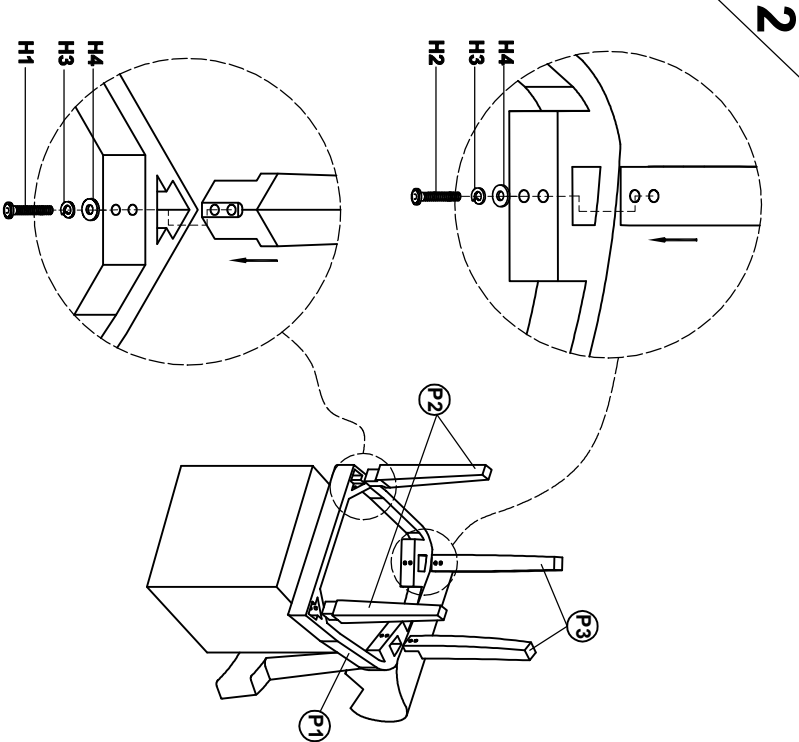
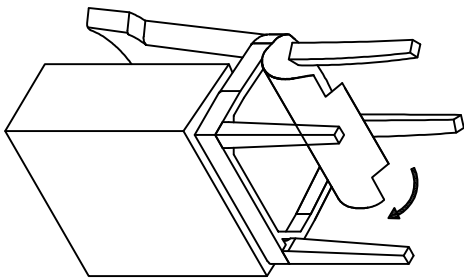
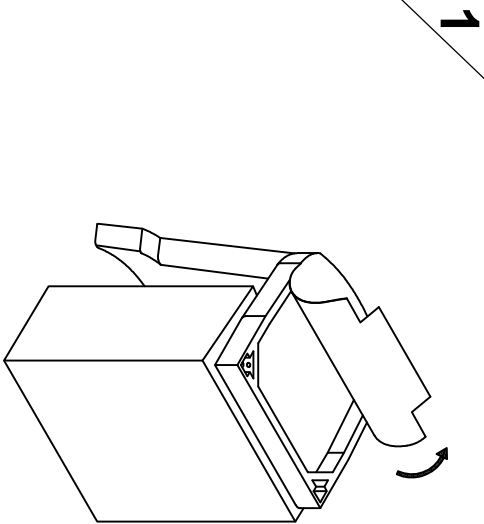
No.	DESCRIPTION	IMAGE	QTY
P1	SEAT AND BACK FRAMES		1
P2	FRONT LEGS		2
P3	BACK LEGS		2

HARDWARE LIST

No.	DESCRIPTION	IMAGE	QTY
H1	1/4"x50mm BOLT		4
H2	1/4"x40mm BOLT		4
H3	SPRING WASHER		8
H4	FLAT WASHER		8
H5	ALLEN KEY		1

NOTE: PO# is located underneath/ at the back side of each item. Please be prepared to provide this # should any claim be necessary.

CAUTION: Item is heavy. Assembly should be performed by two people.



ASSEMBLED COMPLETE