




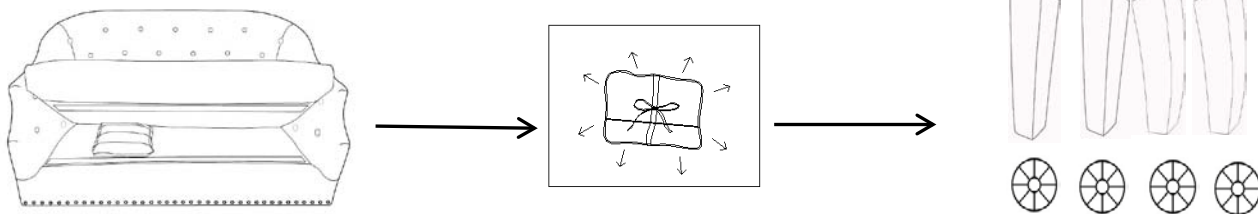


# MADISON **PARK**

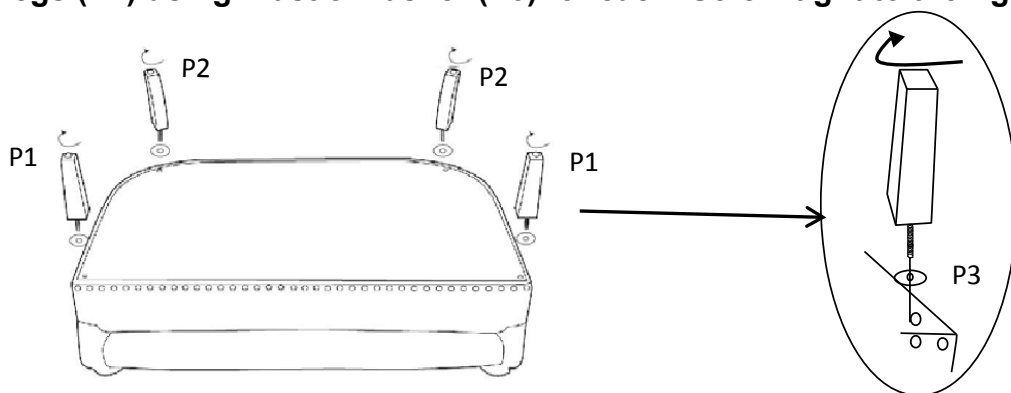
## Assembly Instruction--Settee

PARTS #	PARTS NAME	DRAWING	QTY
P1	FRONT LEGS		2
P2	BACK LEGS		2
P3	PLASTIC WASHER		4
P4	Chair		1
P5	Seat Cushion		1

1. Open the seat cushion and take out the legs under it.



2. Turn the settee upside down and lay on protective carpet. Screw in the front legs (P1) and back legs (P2) using Plastic Washer (P3) for each. Screw tight to the right angle.



3. Turn the settee over and place it upright on a level surface, put the seat cushion (P5) on it.

