



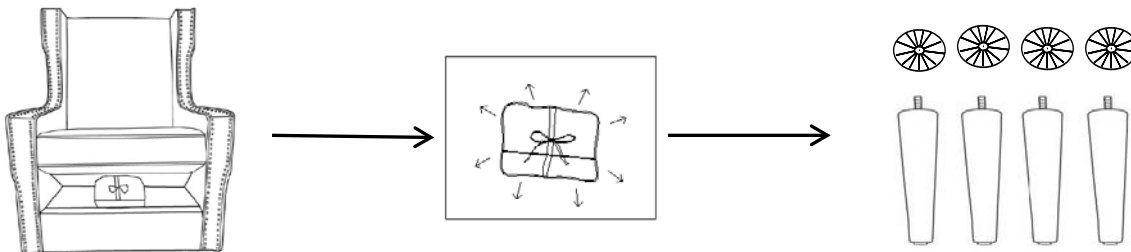


MADISON **PARK**

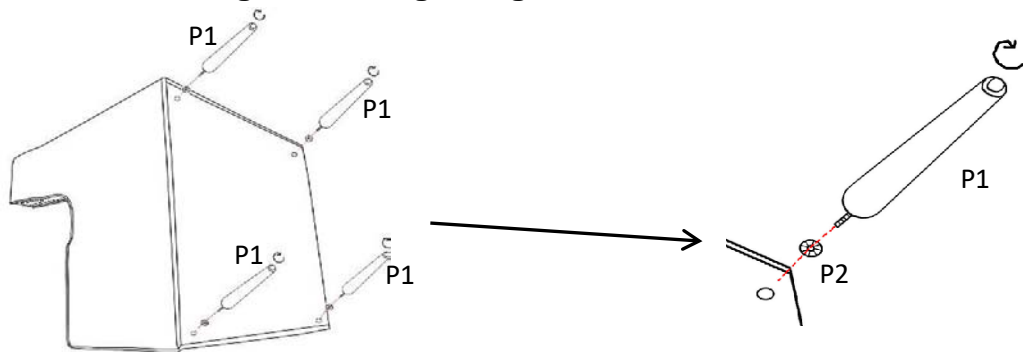
Assembly Instruction---Accent Chair

PARTS #	PARTS NAME	DRAWING	QTY
P1	LEGS		4
P2	PLASTIC WASHER		4
P3	Chair		1
P4	Seat Cushion		1

1. Open the seat cushion and take out the legs under it.



2. Turn the chair upside down and lay on protective carpet. Screw in the legs (P1) using Plastic Washer (P2) for each. Screw tight to the right angle.



3. Turn the chair over and place it upright on a level surface, put the seat cushion on the chair.

