









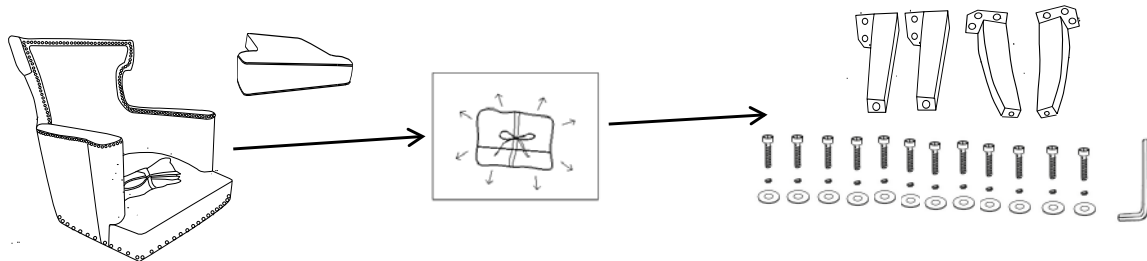
MADISON **PARK**

Assembly Instruction---Accent Chair

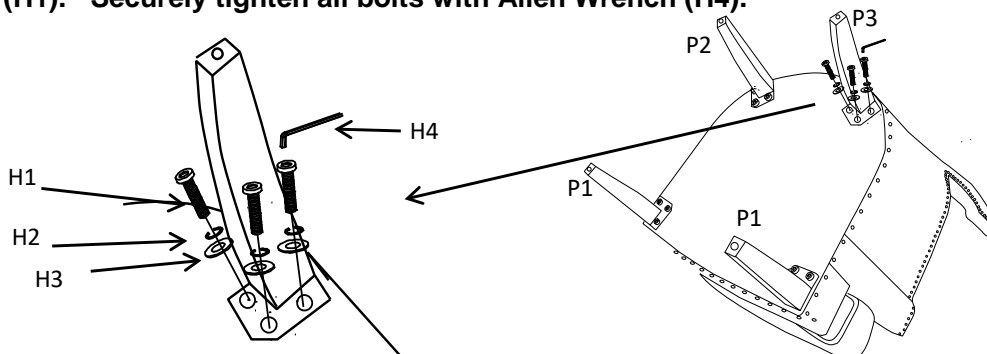
PARTS #	PARTS NAME	DRAWING	QTY
P1	Front Legs		2
P2	Right Back Leg		1
P3	Left Back Leg		1
P4	Chair		1

Hardware#	PARTS NAME	DRAWING	QTY
H1	Bolts $\phi 5/16 \times 1-8/16$ "		12
H2	Lock Washers $\phi 5/16$ "		12
H3	Flat Washers $\phi 5/16$ "		12
H4	Allen Wrench $\phi 5/16$ "		1

1. Open the seat cushion and take out the legs under it.



2. Attached the Legs to the seat frame by using Flat Washers (H3), Lock Washers(H2) and Bolts (H1). Securely tighten all bolts with Allen Wrench (H4).



3. Turn the chair over and place it upright on a level surface.

