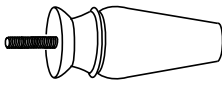
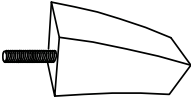
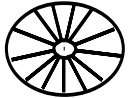

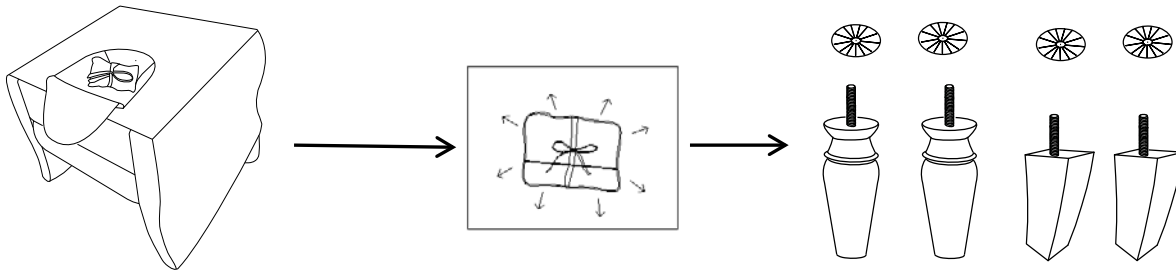


MADISON **PARK**

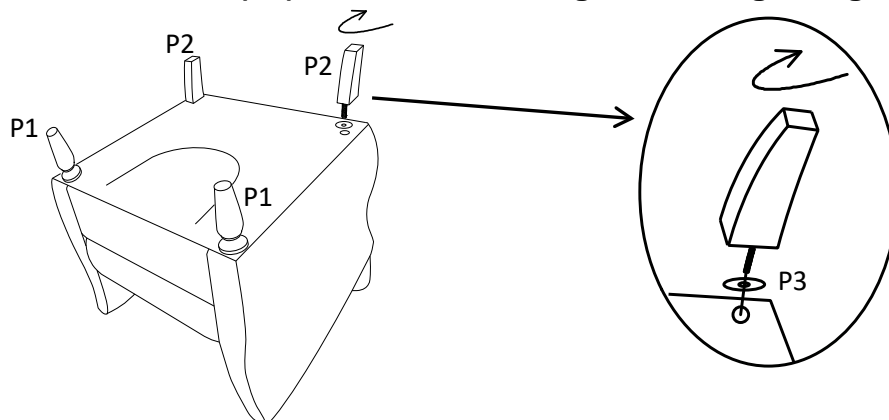
Assembly Instruction---Accent Chair

PARTS #	PARTS NAME	DRAWING	QTY
P1	FRONT LEGS		2
P2	BACK LEGS		2
P3	PLASTIC WASHER		4
P4	Chair		1

1. Turn the chair over and take out the legs from the bottom.



2. Turn the chair upside down and lay on protective carpet. Screw in the front feet (P1) and back feet (P2) using Plastic Washer (P3) for each. Screw tight to the right angle.



3. Level the chair and place the chair upright on a level surface.

