

CHARLESTON END TABLE

Assembly instructions:

PARTS LIST

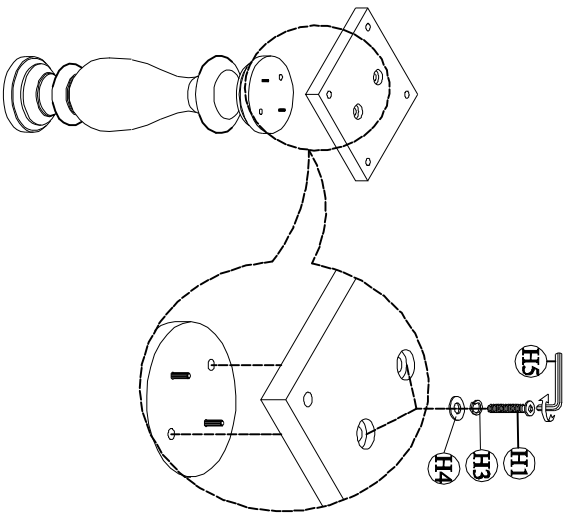
No.	DESCRIPTION	IMAGE	QTY
P1	TABLE TOP		1
P2	LEGS		1
P3	MOUNTING PLATE		1
P4	FEET FRAME		1

HARDWARE LIST

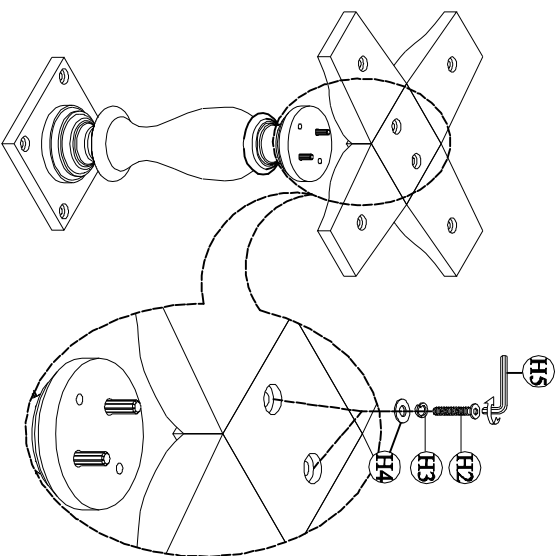
No.	DESCRIPTION	IMAGE	QTY
H1	Short Bolt, 6.3X35mm		6
H2	Long Bolt, 6.3X60mm		2
H3	Spring washer		8
H4	Flat washer		8
H5	Allen Key		1

NOTE: PO# is located underneath/ inside of each item. Please be prepared to provide this # should any claim be necessary.

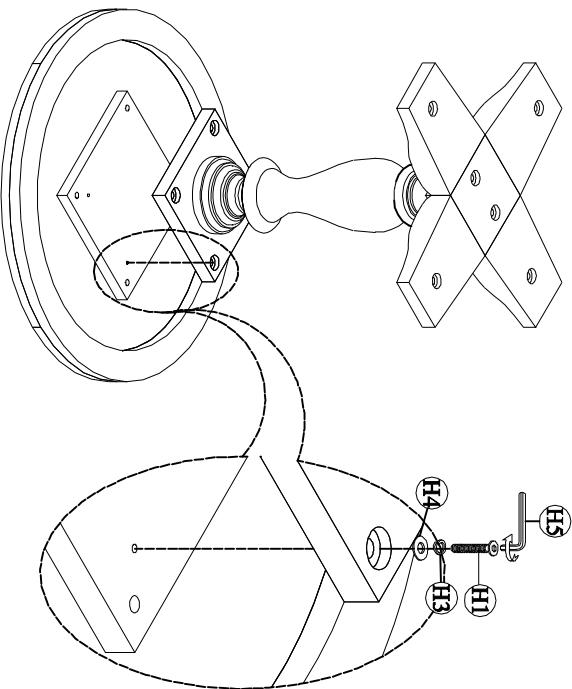
1



2



3



Adjust leveler for balance

ASSEMBLY COMPLETED