

MONICA CONSOLE TABLE

Assembly instructions:

PARTS LIST

No.	DESCRIPTION	IMAGE	QTY
P1	FRAME		1
P2	LEG		4

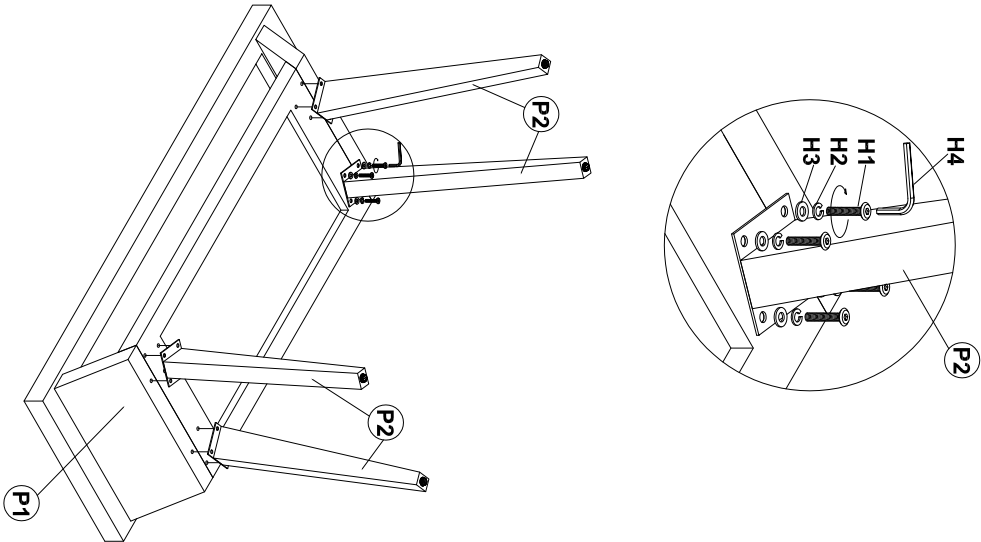
HARDWARE LIST

No.	DESCRIPTION	IMAGE	QTY
H1	BOLT		16
H2	SPRING WASHER		16
H3	FLAT WASHER		16
H4	ALLEN KEY		1
H5	ANTI TIP KIT		1 SET
H6	SCREW DRIVER		NOT PROVIDE

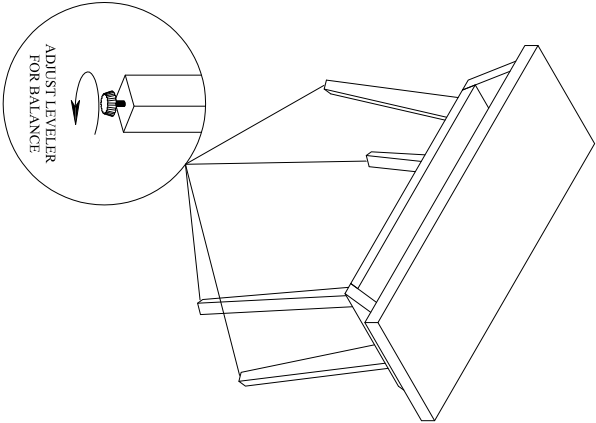
NOTE: PO# is located underneath/ inside of each item. Please be prepared to provide this # should any claim be necessary.

CAUTION: Item is heavy assembly should be performed by two people.

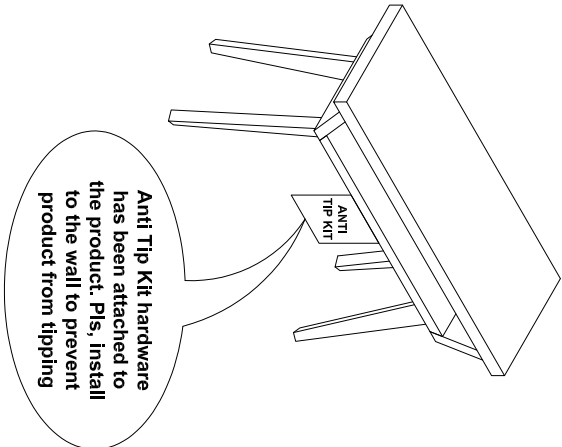
1



2



3



ASSEMBLED COMPLETE