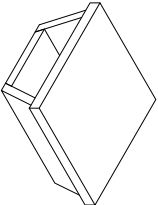







MONICA SIDE TABLE

Assembly instructions:

PARTS LIST

No.	DESCRIPTION	IMAGE	QTY
P1	FRAME		1
P2	LEG		4

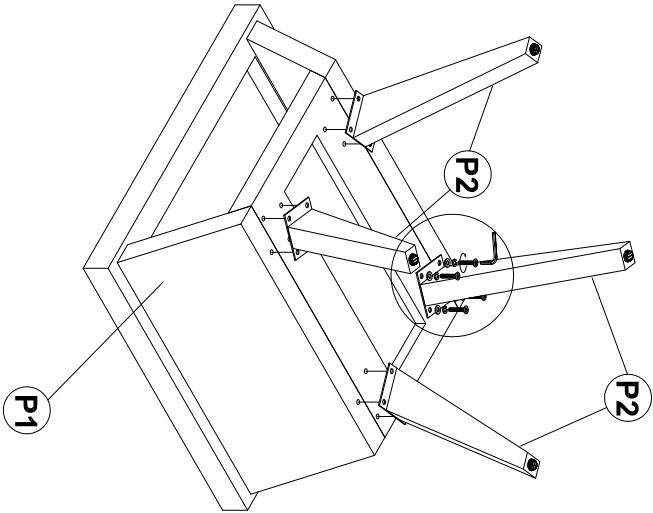
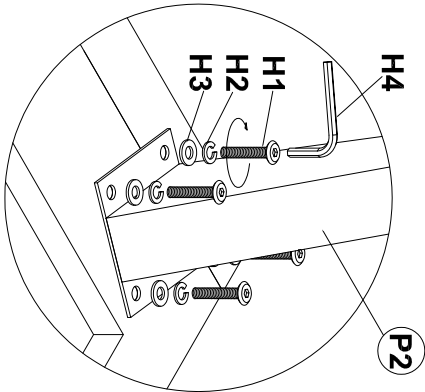
HARDWARE LIST

No.	DESCRIPTION	IMAGE	QTY
H1	BOLT		16
H2	SPRING WASHER		16
H3	FLAT WASHER		16
H4	ALLEN KEY		1

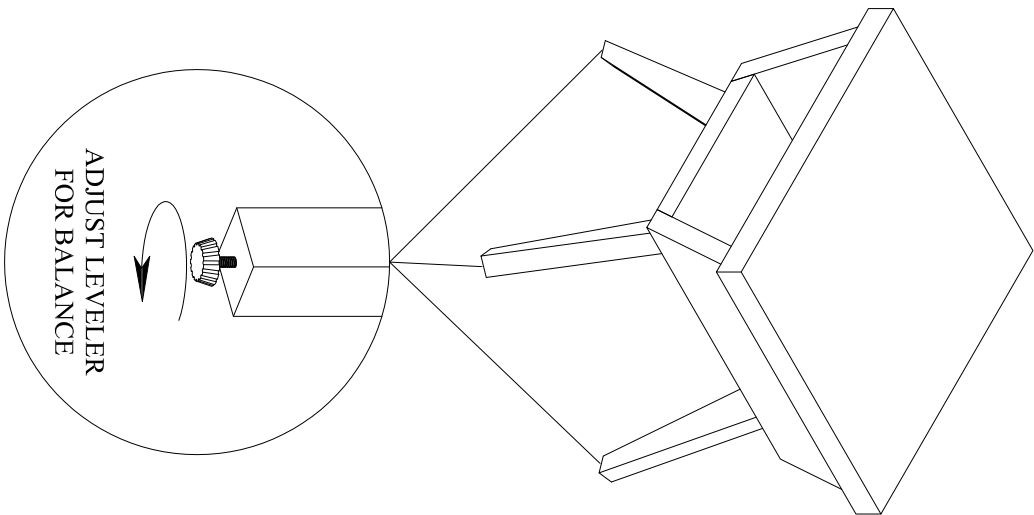
NOTE: PO# is located underneath/ inside of each item. Please be prepared to provide this # should any claim be necessary.

CAUTION: Item is heavy assembly should be performed by two people.

1



2



ASSEMBLED COMPLETE