



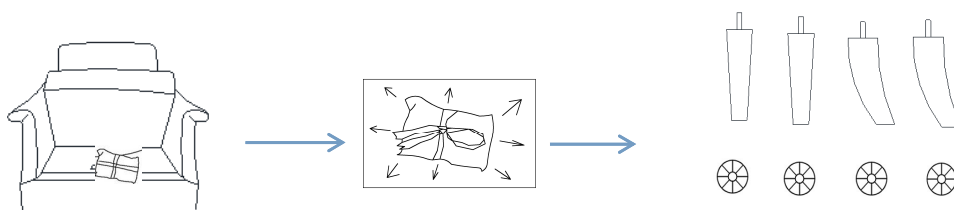


ASSEMBLY INSTRUCTION


Accent Chair

PARTS #	PARTS NAME	DRAWING	QTY
A	FRONT LEGS		2
B	BACK LEGS		2
C	PLASTIC WASHER		4
D	Chair		1

1. Take out the legs under the seat cushion



2. Screw in the feet into the screw holes underneath the base.



3. Level the chair and place the chair upright on a level surface.

