


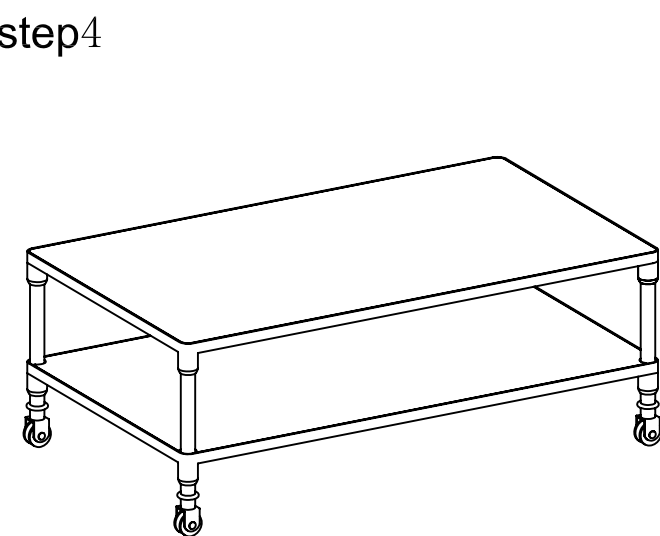
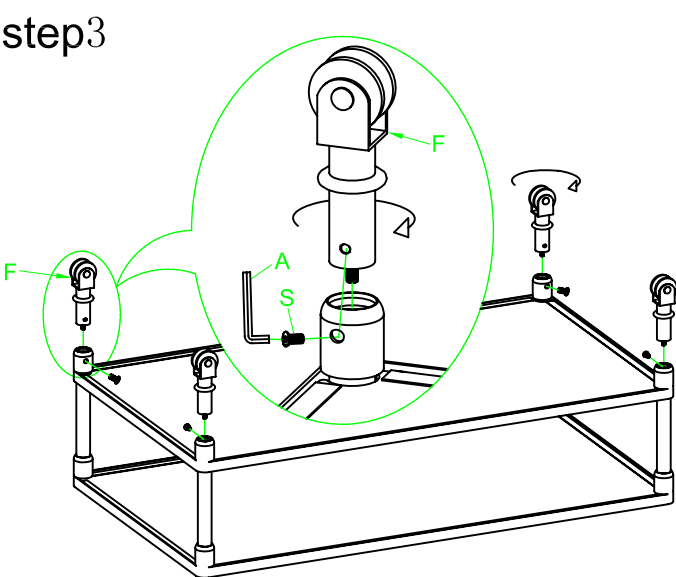
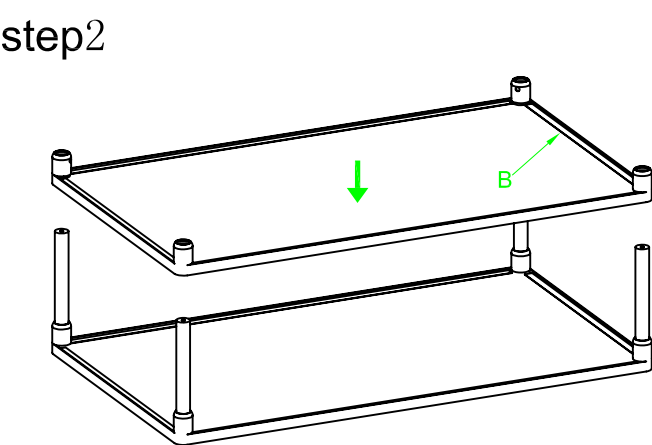
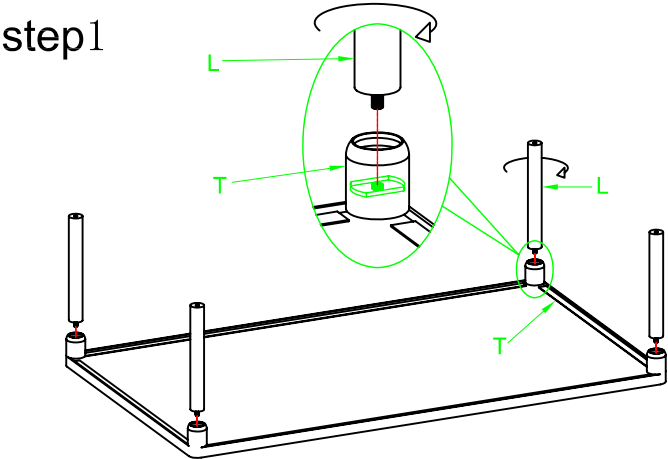


MADISONPARK ASSEMBLY INSTRUCTION

SKU#13506140-000-000 Renate Coffee Table

PARTS LIST							
ITEM	DESCRIPTION		QTY	ITEM	DESCRIPTION		QTY
T		TOP PANEL	1	F		FOOT	4
B		BOTTOM PANEL	1	S		SCREW	4
L		LEG	4	A		Allen Key	1



- step1:Lay down the Top panel upside down on the flat surface,Attach the legs into the top panel,tighten all legs.
- step2:To attach the bottom panel into the legs.
- step3:To attach the feet to the legs. Screw the feet through the bottom panel,tighten all feet then by using screws and tightening with Allen wrench as pictured
- Step 4:Place the Coffee table as pictured.