
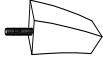

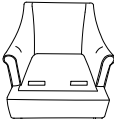
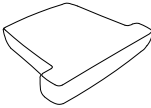
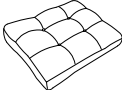
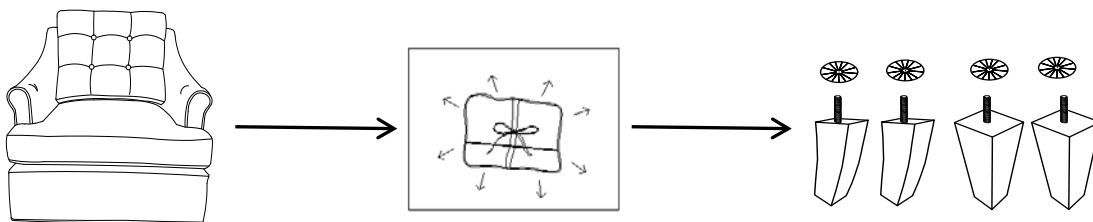


MADISON **PARK**

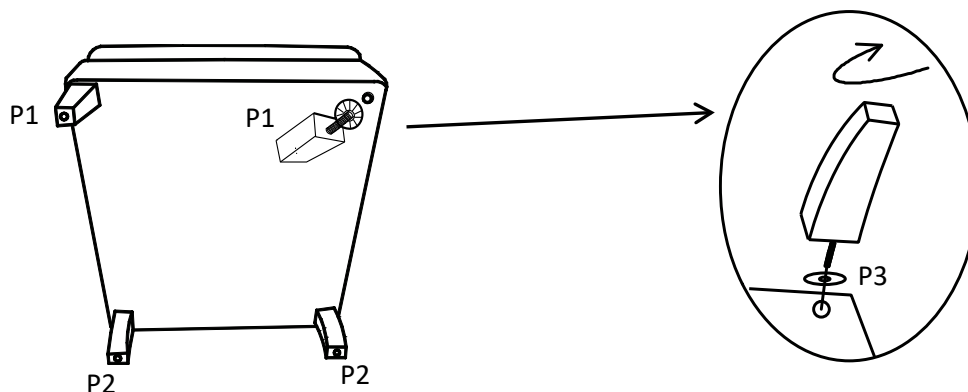
Assembly Instruction---Accent Chair

PARTS #	PARTS NAME	DRAWING	QTY
P1	FRONT LEGS		2
P2	BACK LEGS		2
P3	PLASTIC WASHER		4
P4	Chair		1
P5	Seat Cushion		1
P6	Back Cushion		1

1. Open the seat cushion and take out the legs under it.



2. Turn the chair upside down and lay on protective carpet. Screw in the front legs (P1) and back legs (P2) using Plastic Washer (P3) for each. Screw tight to the right angle.



3. Level and put the chair upright on a flat surface, put the back cushion on the chair.

