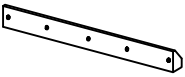
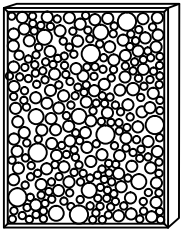




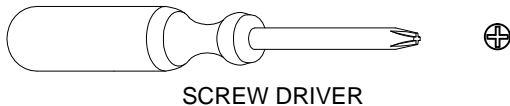
### PART LIST

No.	DESCRIPTION	IMAGE	QTY
P1	SUPPORT CLEAT		1
P2	WALL ART		1

### HARDWARE LIST

No.	DESCRIPTION	IMAGE	QTY
H1	WALL ANCHOR		3
H2	SCREW		3

### TOOLS (NOT INCLUDED)



NOTE: PO# is located underneath/ inside of each item. Please be prepared to provide this # should any claim be necessary.

CAUTION: Item is heavy assembly should be performed by two people.

