







MOSAIC ROUND DINING TABLE

Assembly instructions:

PARTS LIST

NO	DESCRIPTION	IMAGE	QTY
P1	TABLE TOP		1
P2	LEGS		2
P3	PLATE		4

HARDWARE LIST

NO	DESCRIPTION	IMAGE	QTY
H1	ALLEN BOLT M6X20		17
H2	MACHINE SCREW M8X20		8
H3	ALLEN KEY		1

TOOLS REQUIRED ( NOT INCLUDED )

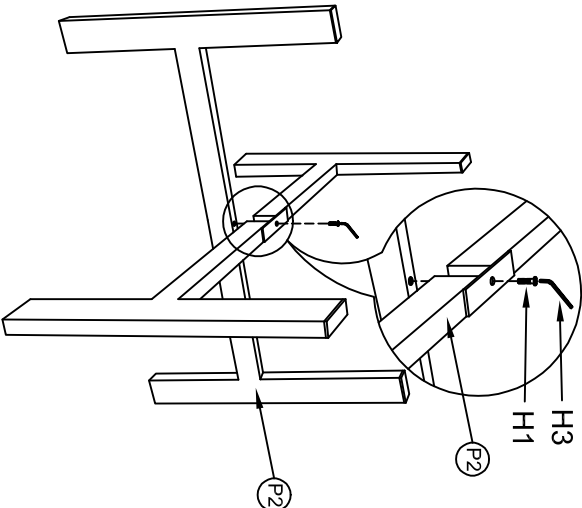


SCREW DRIVER

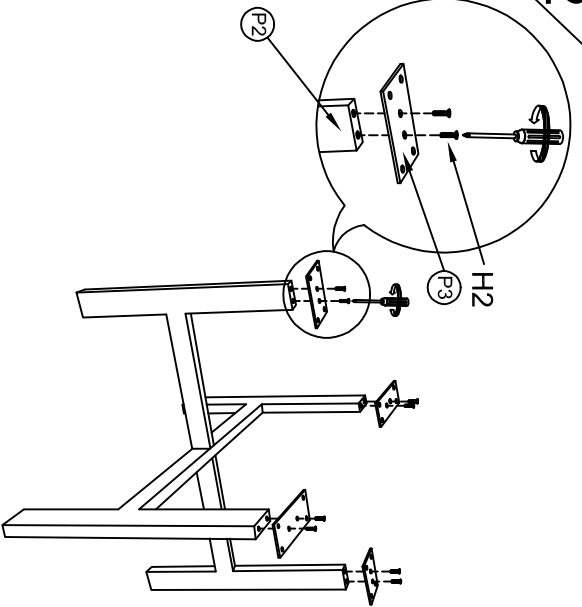
NOTE: PO# is located underneath/ inside of each item. Please be prepared to provide this # should any claim be necessary.

CAUTION: Item is heavy assembly should be performed by two people.

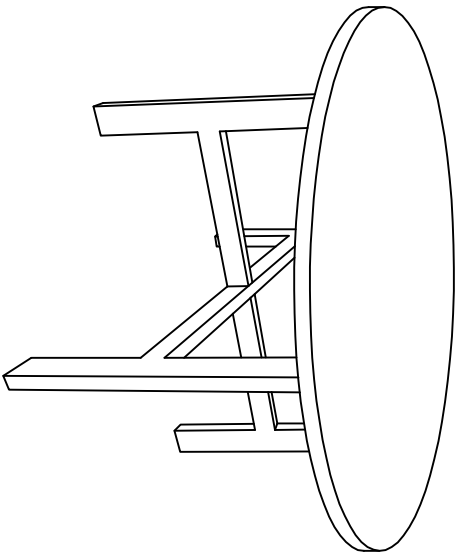
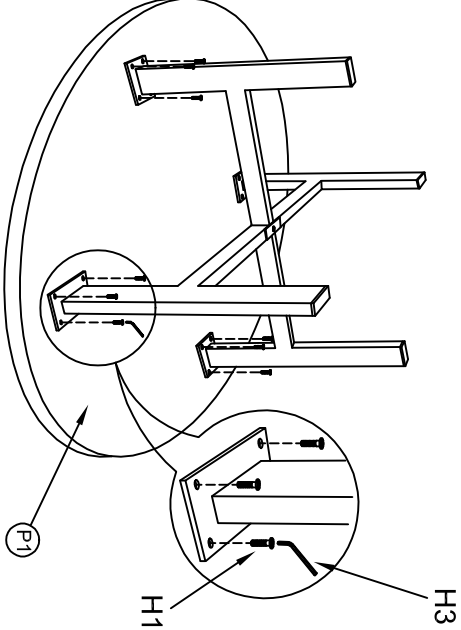
1



2



3



ASSEMBLY COMPLETED