

CLARK BAR CABINET

Assembly instructions:

PART LISTS

NO.	DESCRIPTION	IMAGE	Q'TY
P1	BODY		1PC
P2	LEGS		4PCS
P3	TRAYS		2PCS

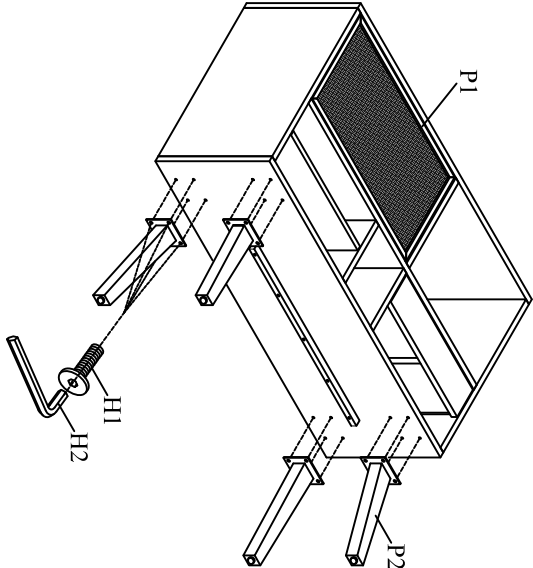
HARDWARE LISTS

NO.	DESCRIPTION	IMAGE	Q'TY
H1	BOLT 1/4" x 15 mm		16PCS
H2	ALLEN KEY		1PC
H3	METAL SUPPORTS TRAY 280 x 23x85 mm		4PCS
H4	TIPPING RESTRAINT		1SET
H5	PHILIP SCREW		NOT PROVIDE

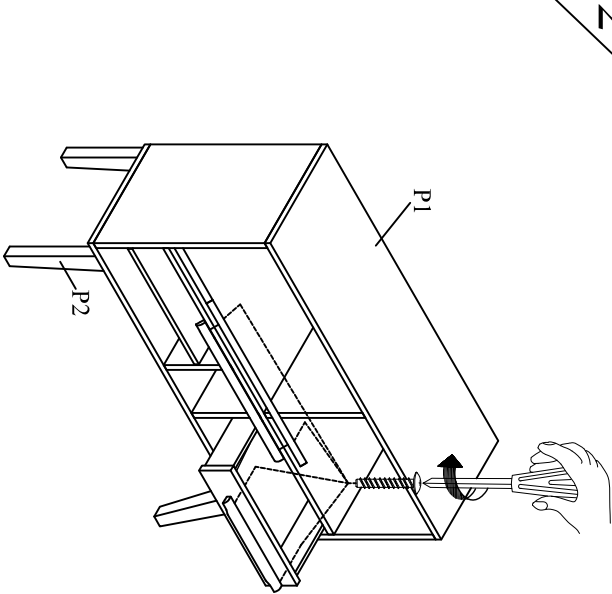
NOTE: PO# is located underneath/ inside of each item. Please be prepared to provide this # should any claim be necessary.

CAUTION: Item is heavy assembly should be performed by two people.

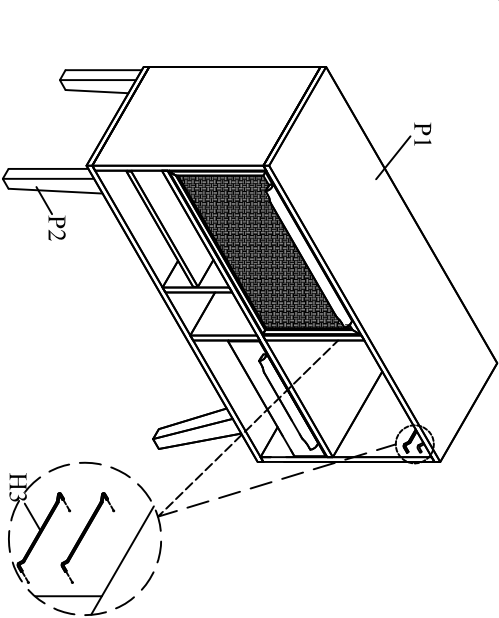
1



2



3



4

