

BUNDLE DINING/ GATHERING TABLE

Assembly instructions:

PARTS LIST

No.	DESCRIPTION	IMAGE	QTY
P1	TABLE TOP		1
P2	CLEAR GLASS TOP		1
P3	LEGS		4
P4	LEG EXTENSIONS		4

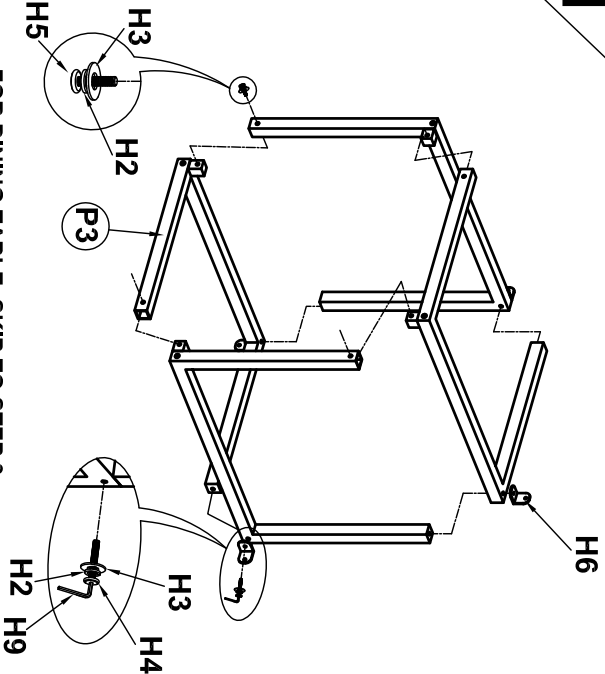
HARDWARE LIST

No.	DESCRIPTION	IMAGE	QTY
H1	MEDIUM BOLT (M1/4)		4
H2	SPRING WASHER		16
H3	FLAT WASHER		16
H4	LONG BOLT (M1/4)		8
H5	SHORT BOLT (M1/4)		4
H6	"L" BRACKET		4
H7	ALLEN KEY		1

NOTE: PO# is located underneath/ inside of each item. Please be prepared to provide this # should any claim be necessary.

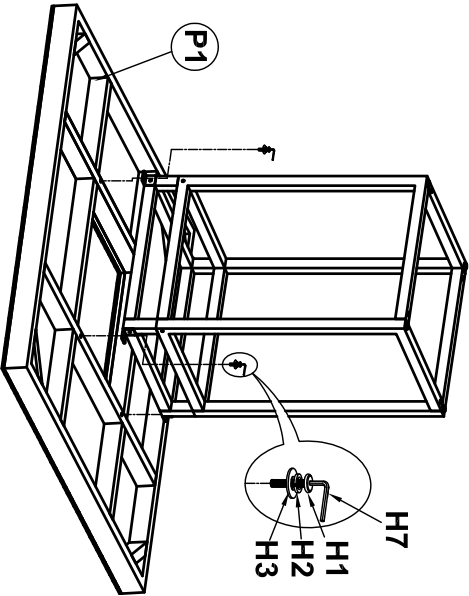
CAUTION: Item is heavy assembly should be performed by two people.

1

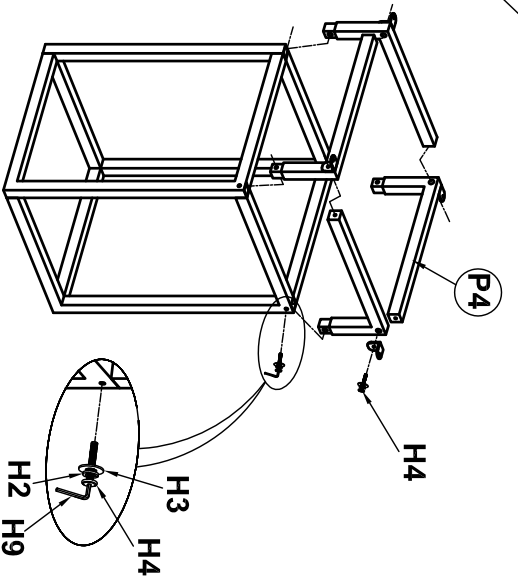


FOR DINING TABLE, SKIP TO STEP 3.
NOTE: DON'T TIGHTEN BOLTS UNTIL STEP 3

3

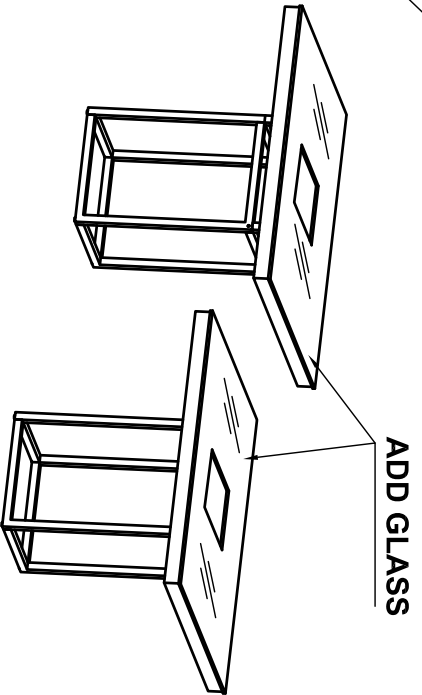


2



FOR GATHERING TABLE, DISCONNECT "L" METAL BRACKET, ADD LEG EXTENSIONS AND THEN CONNECT BRACKET TO LEG EXTENSIONS.
NOTE: DON'T TIGHTEN BOLT UNTIL STEP 3

4



ASSEMBLY COMPLETED

Estimated assembly's time: 6 mins.