

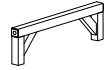






LANCASTER NIGHTSTAND

Assembly instructions:

PARTS LIST

No.	DESCRIPTION	IMAGE	QTY
P1	BODY		1
P2	FRONT LEG FRAME		1
P3	BACK LEG FRAME		1

HARDWARE LIST

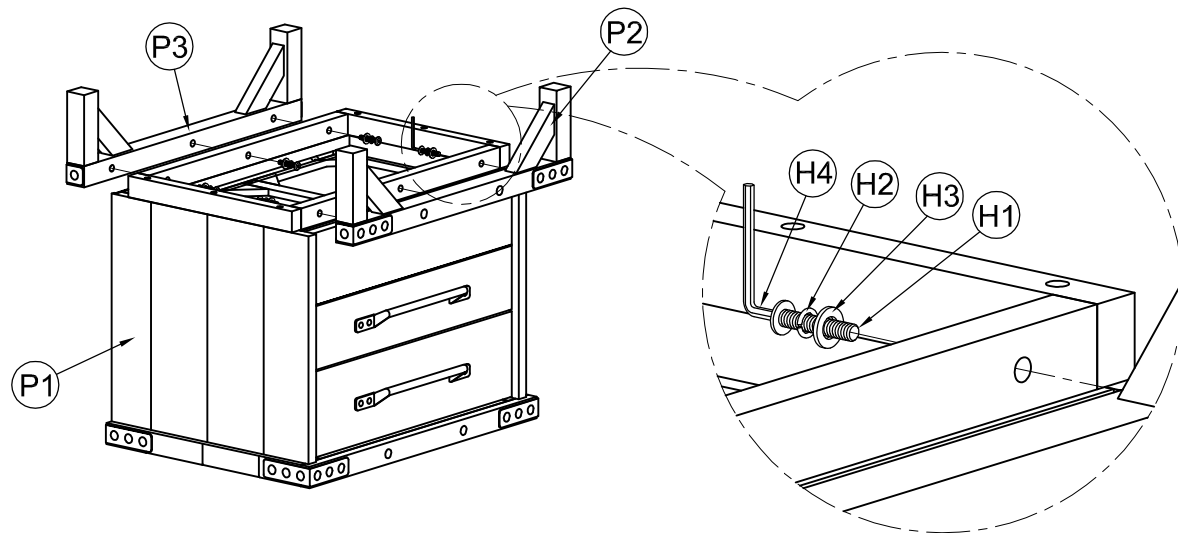
No.	DESCRIPTION	IMAGE	QTY
H1	BOLT (Ø6X50 MM)		6
H2	SPRING WASHER (M6X14X1.5MM)		6
H3	FLAT WASHER (M6X18X1.5MM)		6
H4	ALLEN KEY		1

NOTE: PO # is located underneath/ at the back side of each item. Please be prepared to provide this # should any claim be necessary.


CAUTION: Item is heavy. Assembly should be performed by two people.

DISCLAIMER: When properly assembled, this item is safe for intended use. Seller is not liable for any damages resulting from item being improperly assembled after purchase.

1



2



ASSEMBLY COMPLETED