









Kendall Loveseat

Assembly instructions:

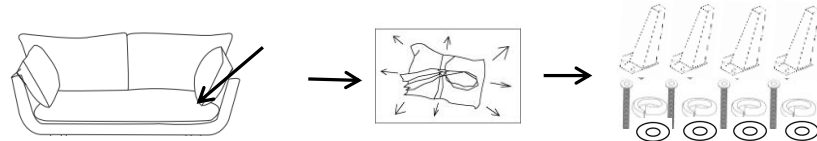
PARTS LIST

No.	DESCRIPTION	IMAGE	QTY
A	Feet		4
B	Loveseat		1

HARDWARE LIST

No.	DESCRIPTION	IMAGE	QTY
1	BOLT		12
2	SPRING WASHER		12
3	Flat WASHER		12
4	Allen Wrench		1

Step 1. Take out the legs&hardware under the Sofa seat.

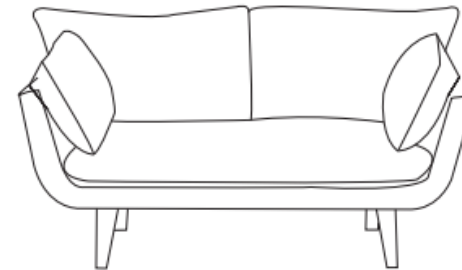
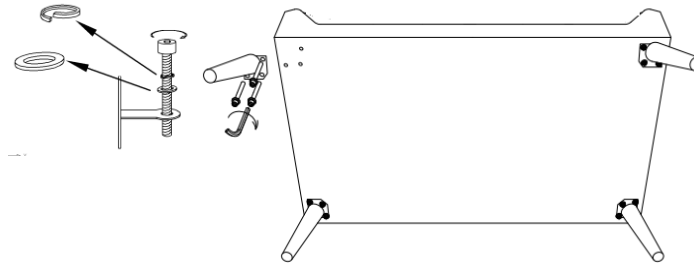


NOTE: PO# is located underneath/inside of each item. Please be prepared to provide this # should any claim be necessary.

CAUTION: Item is heavy assembly should be performed by two people.

Estimate assembly time: 10 minutes

Screw in the feet (A). lock legs by using spring washer, flat washer, bolt, Then tighten the bolts with allen wrench, at last screw tight to the right angle.



ASSEMBLY COMPLETED