

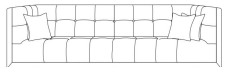




DAVIS SOFA

Assembly instructions:

PARTS LIST

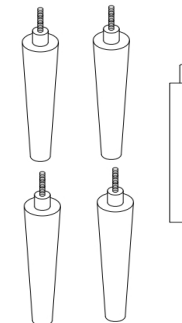
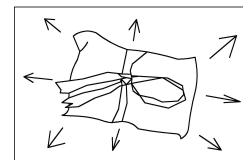
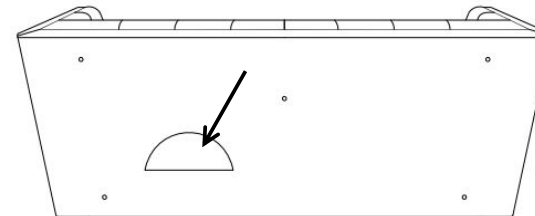
No.	DESCRIPTION	IMAGE	QTY
A	Leg		4
B	Center Leg		1
C	Sofa		1

NOTE: PO# is located underneath/inside of each item. Please be prepared to provide this # should any claim be necessary.

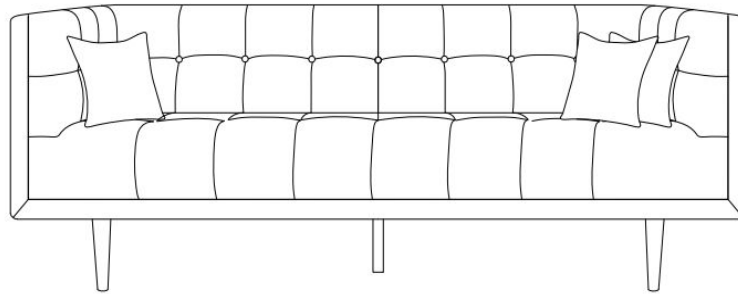
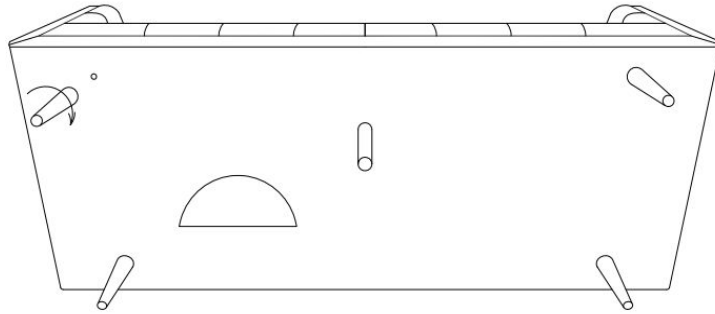
CAUTION: Item is heavy assembly should be performed by two people.

Estimate assembly time: 5 minutes

Step 1. Take out the legs under the bottom of Sofa



Step 2: Turn the Sofa upside down and lay on protective carpet. Screw in the legs(A) and center leg(B) . By rotating legs clockwise.



ASSEMBLY COMPLETED