
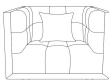




DAVIS LOUNGE

Assembly instructions:

PARTS LIST

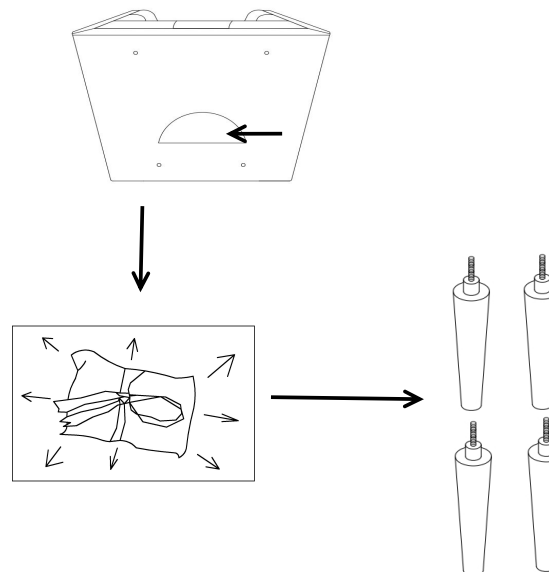
No.	DESCRIPTION	IMAGE	QTY
A	Leg		4
B	Lounge		1

NOTE: PO# is located underneath/inside of each item. Please be prepared to provide this # should any claim be necessary.

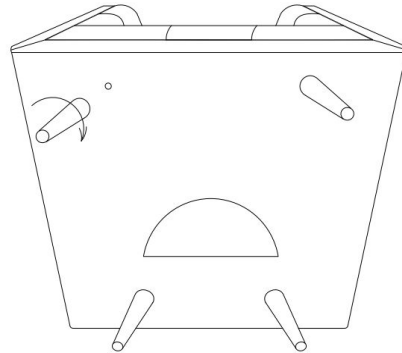
CAUTION: Item is heavy assembly should be performed by two people.

Estimate assembly time: 5 minutes


Step 1. Take out the legs under the bottom of Sofa



Step 2: Turn the Sofa upside down and lay on protective carpet. Screw in the legs(A) . By rotating legs clockwise.



Step 3: Level the sofa and place the sofa upright on a level surface.



ASSEMBLY COMPLETED