








SLAT PEDESTAL

Assembly instructions :

PART LIST

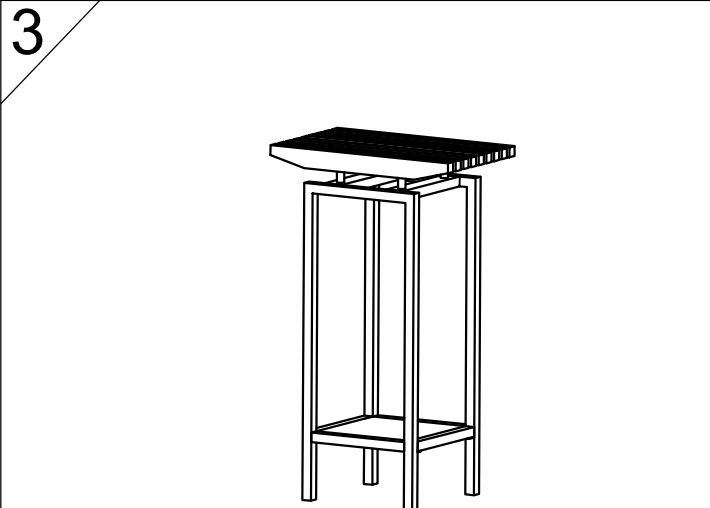
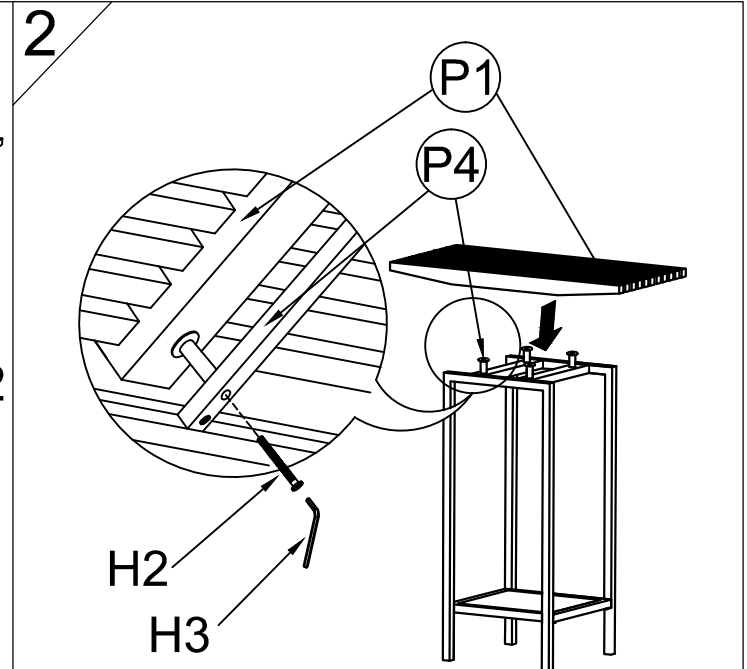
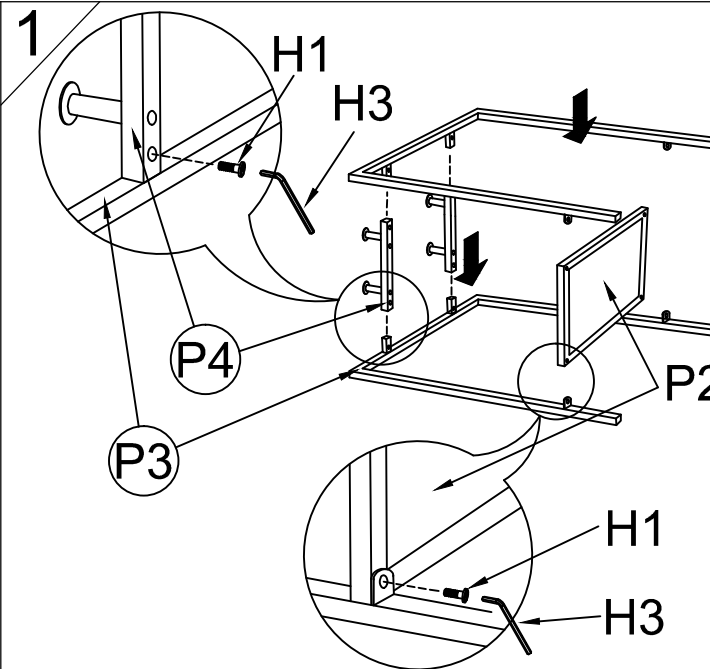
| No. | DESCRIPTION | IMAGE | QTY |
|-----|-------------------|---|-----|
| P1 | TABLE TOP |  | 1 |
| P2 | SHELF |  | 1 |
| P3 | SIDE LEG FRAME |  | 2 |
| P4 | METAL CROSS PIECE |  | 2 |

HARDWARE LIST

| No. | DESCRIPTION | IMAGE | QTY |
|-----|--------------|---|-----|
| H1 | BOLT M6X15 |  | 8 |
| H2 | BOLT M6X80 |  | 4 |
| H3 | ALLEN WRENCH |  | 1 |

NOTE: PO# is located underneath/ inside of each item. Please be prepared to provide this # should any claim be necessary.

CAUTION: Item is heavy assembly should be performed by two people.



ASSEMBLY COMPLETED