








## SLAT SIDE TABLE

Assembly instructions :

### PART LIST

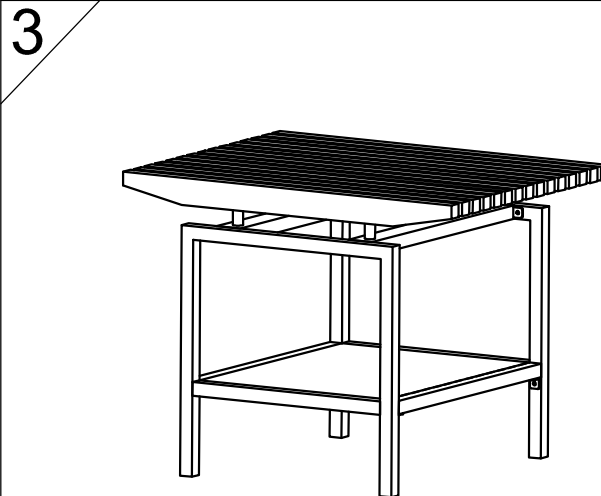
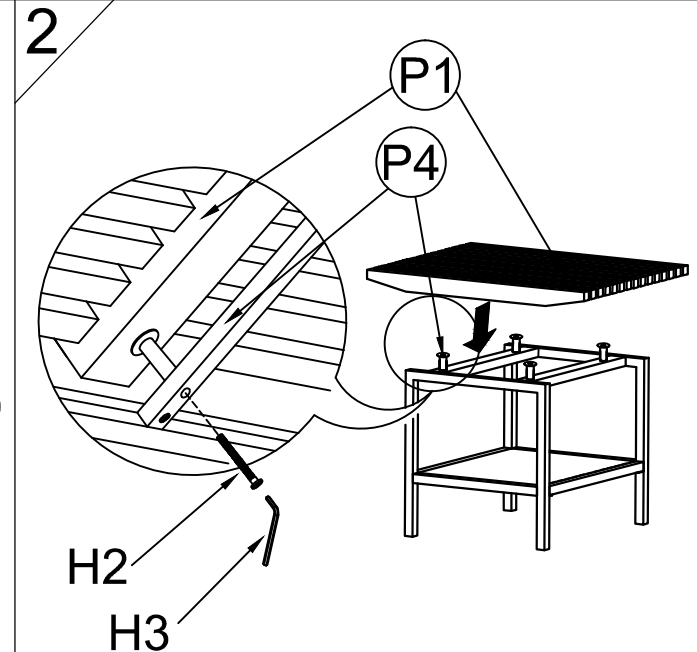
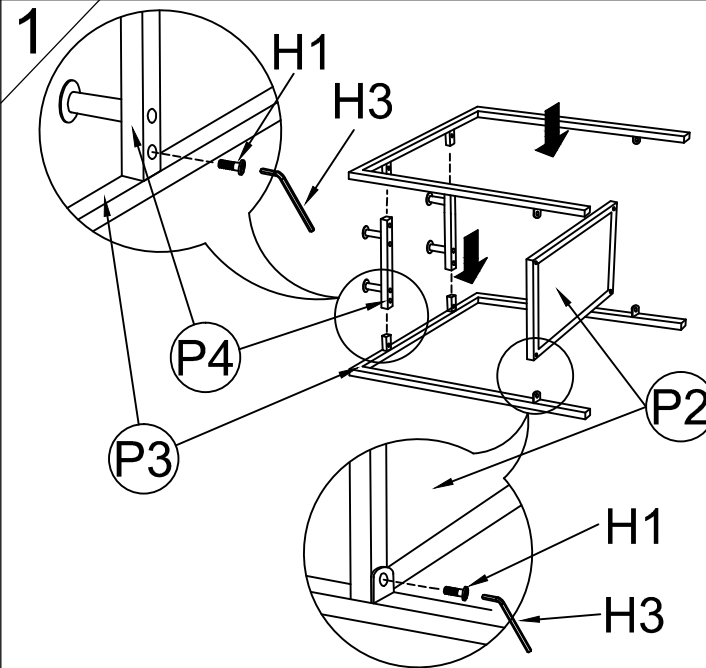
No.	DESCRIPTION	IMAGE	QTY
P1	TABLE TOP		1
P2	SHELF		1
P3	SIDE LEG FRAME		2
P4	METAL CROSS PIECE		2

### HARDWARE LIST

No.	DESCRIPTION	IMAGE	QTY
H1	BOLT M6X15		8
H2	BOLT M6X80		4
H3	ALLEN WRENCH		1

NOTE: PO# is located underneath/ inside of each item. Please be prepared to provide this # should any claim be necessary.

CAUTION: Item is heavy assembly should be performed by two people.



ASSEMBLY COMPLETED