

LANCASTER HUTCH

Assembly instructions:

PARTS LIST

No.	DESCRIPTION	IMAGE	QTY
P1	LEFT LEG FRAME		1
P2	RIGHT LEG FRAME		1
P3	TOP SHELF		1
P4	SHELVES		2
P5	SUPPORT BAR		1

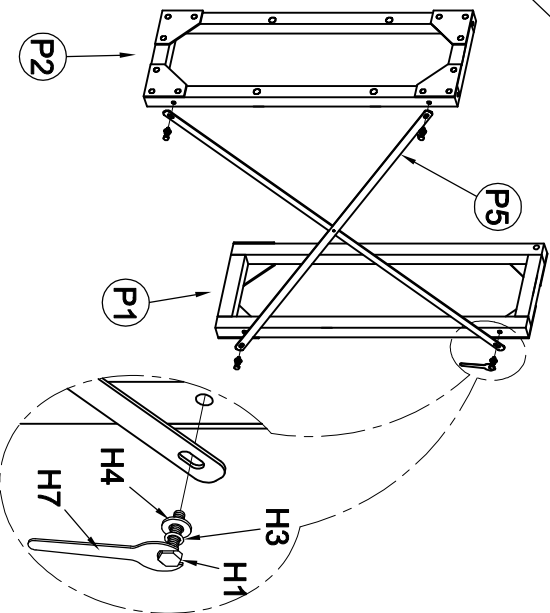
HARDWARE LIST

No.	DESCRIPTION	IMAGE	QTY
H1	BOLT (Ø8X30 MM)		8
H2	BOLT (Ø8X70 MM)		8
H3	SPRING WASHER		16
H4	FLAT WASHER		16
H5	METAL BRACKET		2
H6	SCREWS Ø4x20 MM		4
H7	SPANNER		1
H8	SCREW DRIVER		Not provide

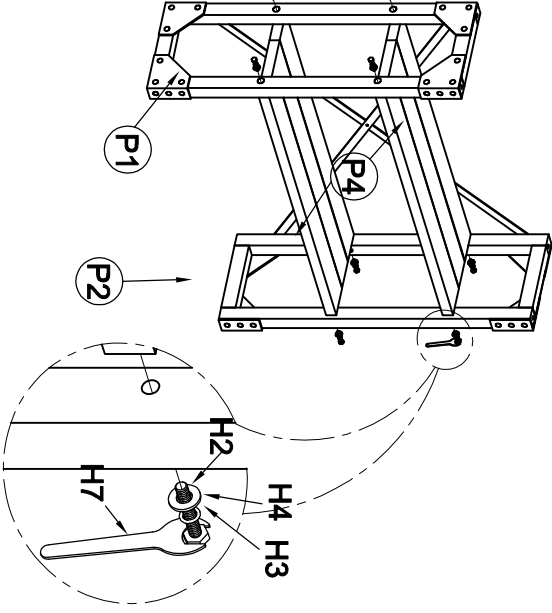
NOTE: PO# is located underneath/ inside of each item. Please be prepared to provide this # should any claim be necessary.

CAUTION: Item is heavy assembly should be performed by two people.

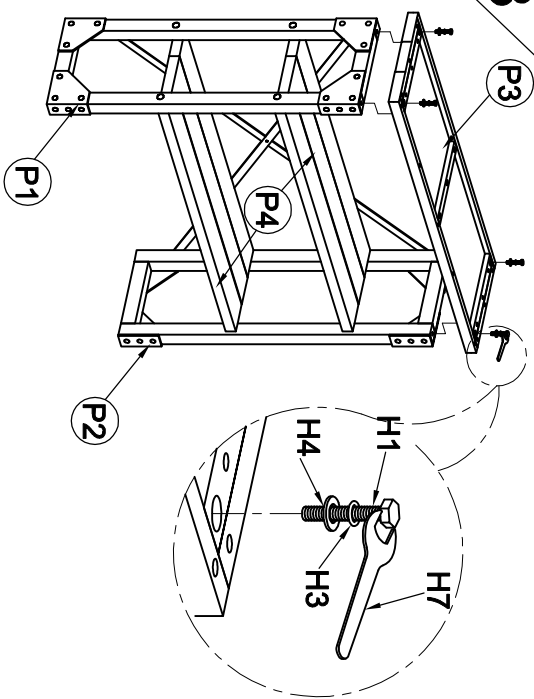
1



2



3



4

