











# LANCASTER COFFEE TABLE

Assembly instructions:

PARTS LIST

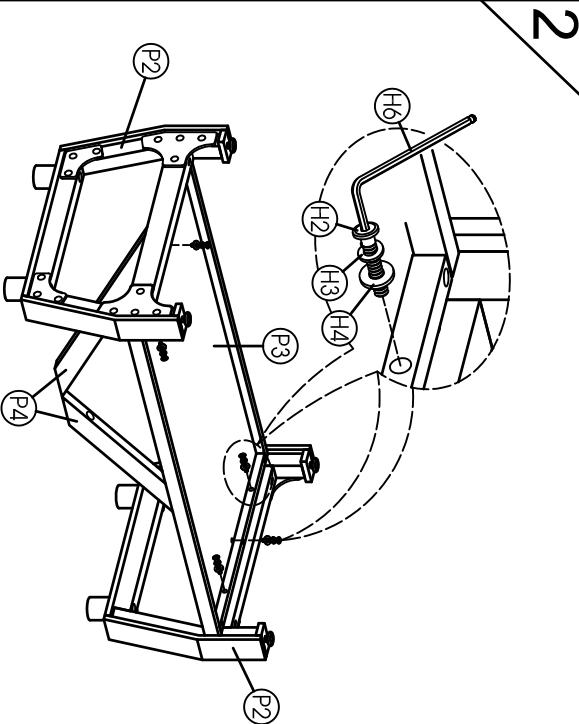
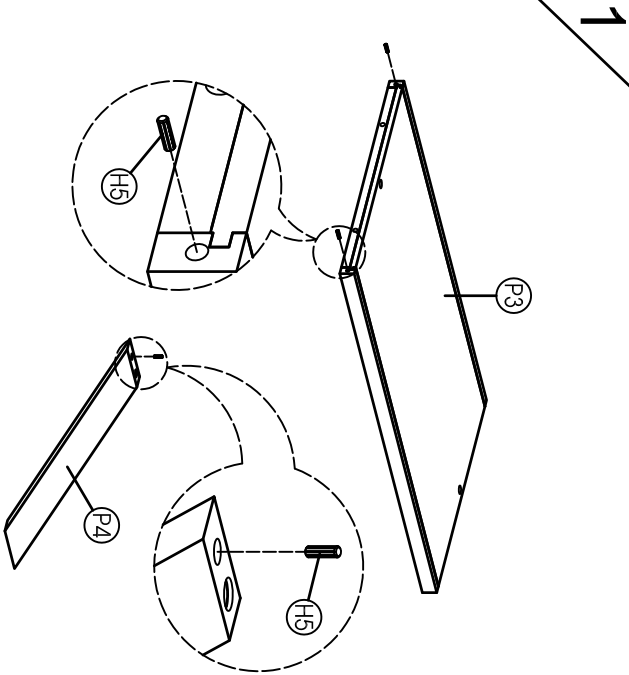
No.	DESCRIPTION	IMAGE	Q'TY
P1	TOP		1
P2	LEG FRAME		2
P3	SHELF		1
P4	SUPPORT BAR		2

HARDWARE LIST

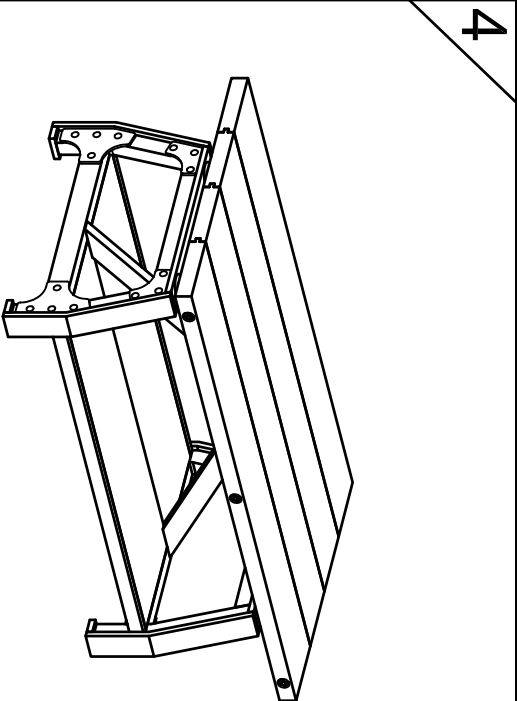
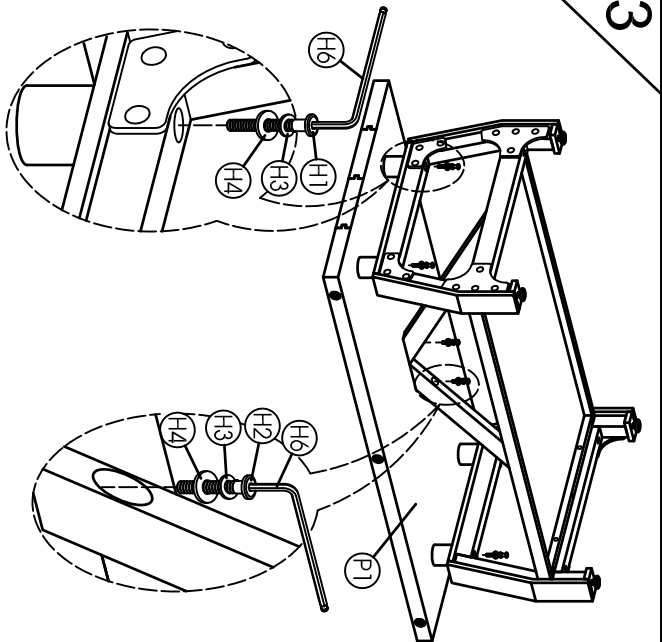
No.	DESCRIPTION	IMAGE	Q'TY
H1	LONG BOLT (8 x 100 MM)		4
H2	SHORT BOLT (8 x 40 MM)		8
H3	SPRING WASHER		12
H4	FLAT WASHER		12
H5	WOOD DOWEL		6
H6	ALLEN KEY		1

NOTE : Po# is located underneath/ inside of each item. Please be prepared to provide this # should any claim be necessary.

CAUTION : Item is heavy assembly should be performed by two people.



DON'T TIGHTEN BOLTS UNTIL FINAL STEP



ASSEMBLY COMPLETED