




## TOPI HALF MOON CONSOLE

*Assembly instructions:*

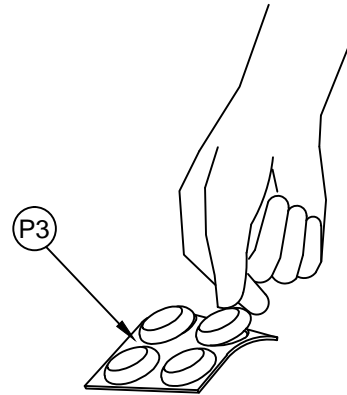
### PARTS LIST

NO	DESCRIPTION	IMAGE	QTY
P1	TEMPERED GLASS TOP		1
P2	TABLE BASE		1
P3	RUBBER BUMPER		4

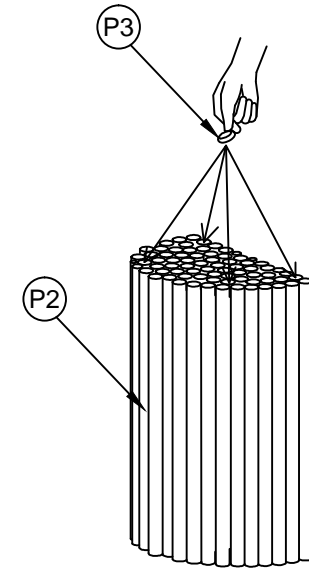
NOTE: PO# is located underneath/ inside of each item. Please be prepared to provide this # should any claim be necessary.

CAUTION: Item is heavy assembly should be performed by two people.

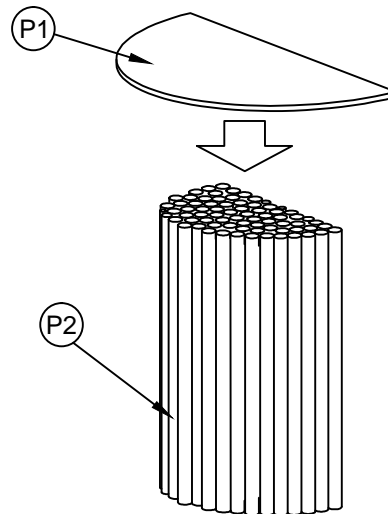
1



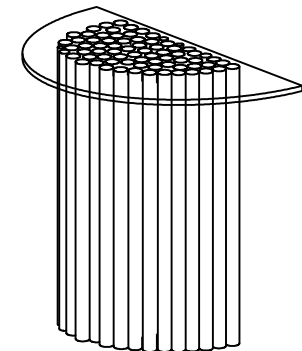
2



3



4



ASSEMBLY COMPLETED