










# SONOMA DRESSER

Assembly instructions:

### PARTS LIST

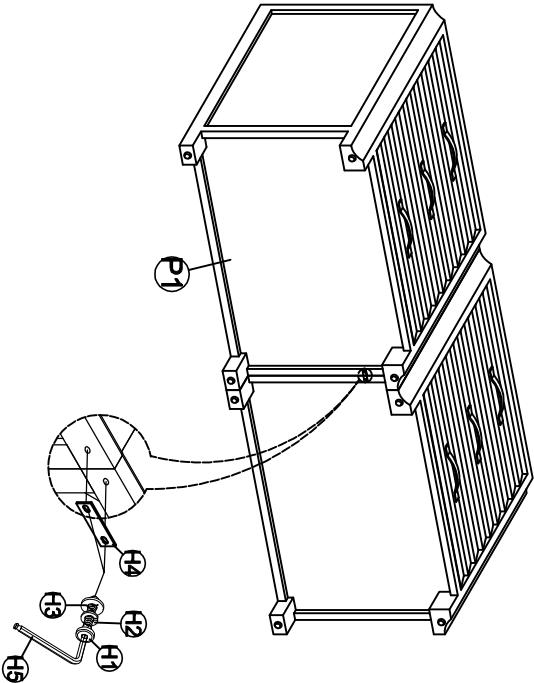
No.	DESCRIPTION	IMAGE	Q'TY
P1	SONOMA DRESSER		2

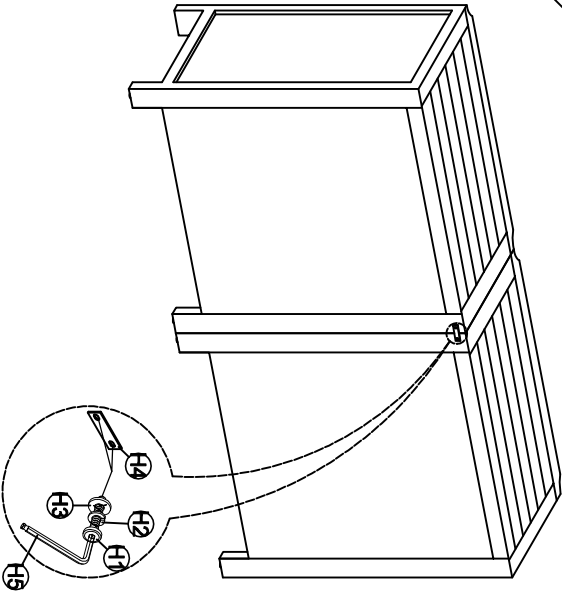
### HARDWARE LIST

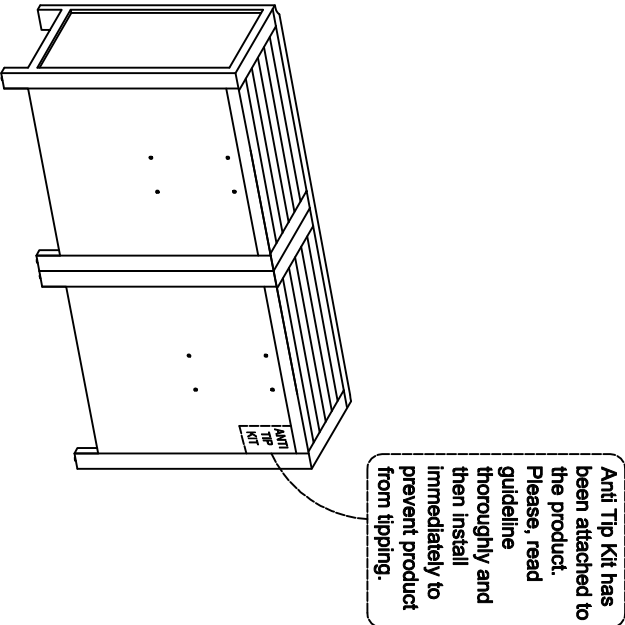
No.	DESCRIPTION	IMAGE	Q'TY
H1	BOLT (Ø1" X 20 MM)		4
H2	SPRING WASHER		4
H3	FLAT WASHER		4
H4	METAL BRACKET		2
H5	ALLEN KEY		1
H6	ANTI TIP KIT		1 SET

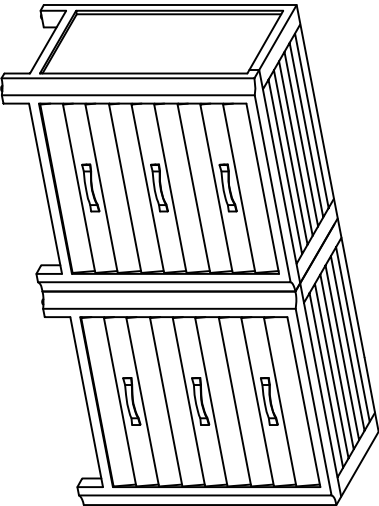
NOTE: PO # is located underneath/ at the back side of each item. Please be prepared to provide this # should any claim be necessary.

CAUTION: Item is heavy. Assembly should be performed by two people.

1

2

3

4

ASSEMBLY COMPLETED