












SONOMA BUFFET

Assembly instructions:

PARTS LIST

No.	DESCRIPTION	IMAGE	Q'TY
P1	BODY		1
P2	LEGS FRAME		2
P3	METAL STRECHER		1

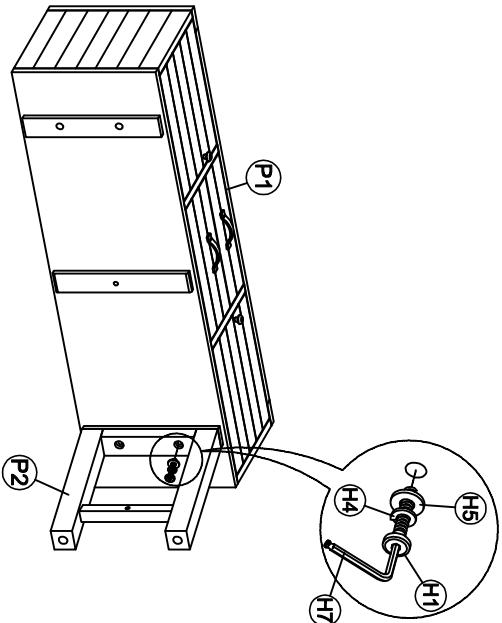
HARDWARE LIST

No.	DESCRIPTION	IMAGE	Q'TY
H1	BOLT (Ø5/16" X 35 MM)		4
H2	BOLT (Ø1/4" X 32 MM)		1
H3	BOLT (Ø1/4" X 40 MM)		2
H4	SPRING WASHER (Ø5/16")		7
H5	FLAT WASHER (Ø5/16")		7
H6	WOOD PLUG		2
H7	ALLEN KEY		1
H8	ANTI TIP KIT		1 SET

NOTE: PO # is located underneath/ at the back side of each item. Please be prepared to provide this # should any claim be necessary.

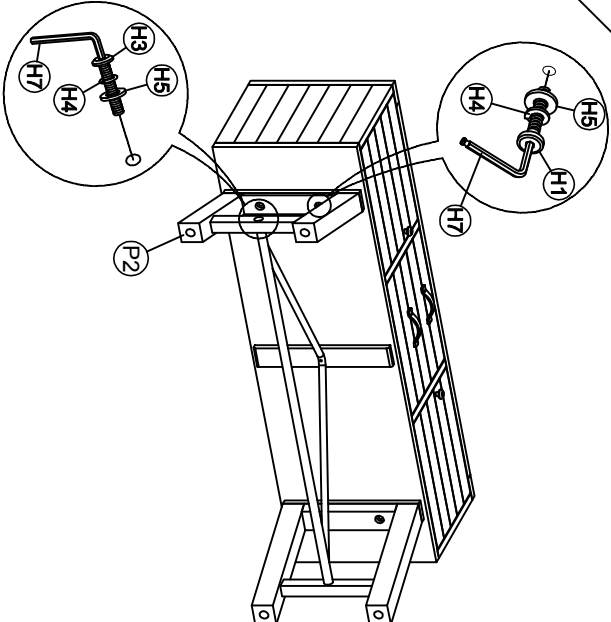
CAUTION: Item is heavy. Assembly should be performed by two people.

1

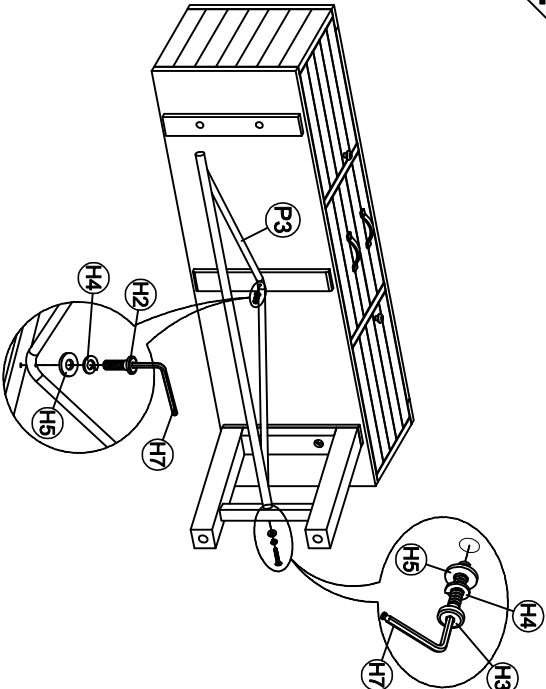


* DONT TIGHTEN BOLTS UNTIL STEP 3

3

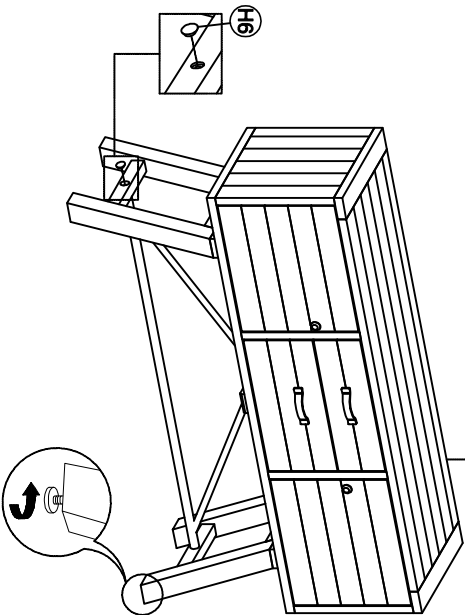


2



4

Anti Tip Kit has been attached to the product. Please, read guideline thoroughly and then install immediately to prevent product from tipping.



Adjust leveler for stable