
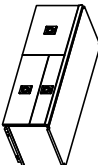







OAKTOWN BUFFET

Assembly instructions:

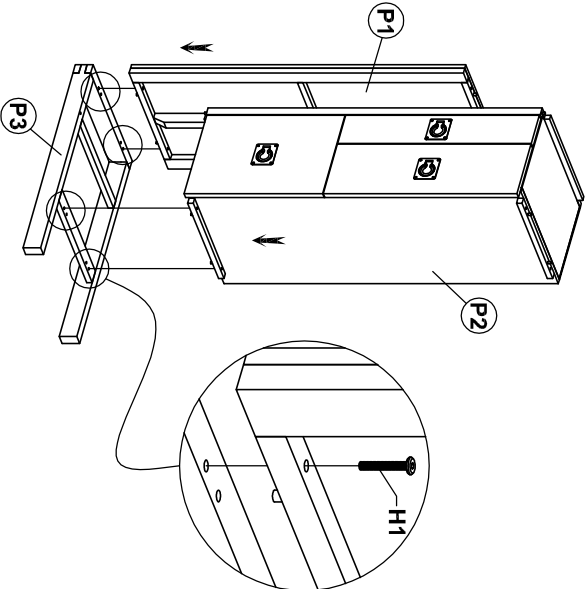
PARTS LIST			
No.	DESCRIPTION	IMAGE	QTY
P1	TOP PANEL		1
P2	BODY FRAME		1
P3	LEFT LEG FRAME		1
P4	RIGHT LEG FRAME		1

HARDWARE LIST			
No.	DESCRIPTION	IMAGE	QTY
H1	6x35 BOLT		8
H2	ALLEN KEY		1
H3	ANTI TIP KIT		1 SET

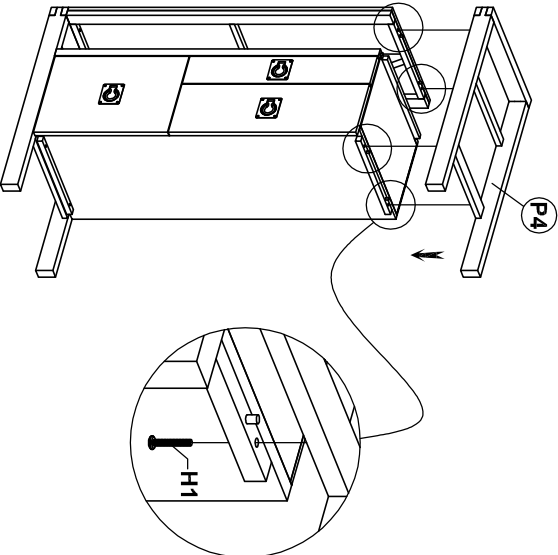
NOTE: PO# is located underneath/ inside of each item. Please be prepared to provide this # should any claim be necessary.

CAUTION: Item is heavy assembly should be performed by two people.

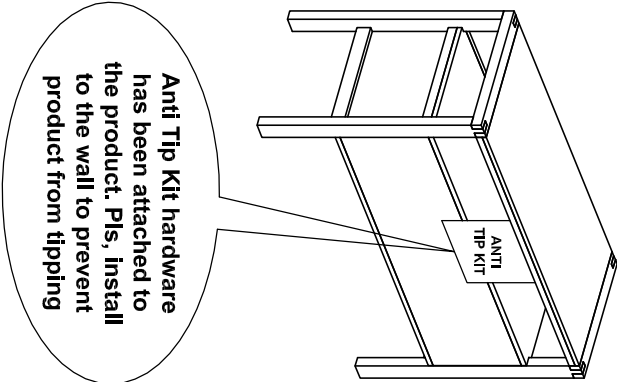
1



2



3



ASSEMBLED COMPLETE

1/1