

# INK+IVY ZEN SIDEBORD

Assembly instructions:

## PARTS LIST

No.	DESCRIPTION	IMAGE	QTY
P1	BODY		1
P2	LEG FRAMES		2
P3	SHELF		1

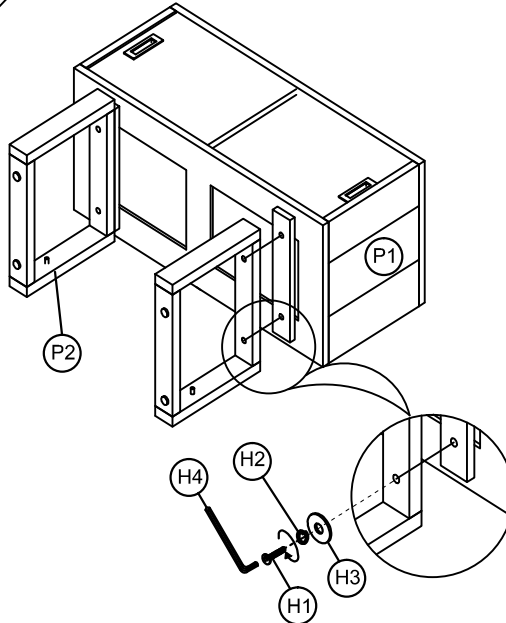
## HARDWARE LIST

No.	DESCRIPTION	IMAGE	QTY
H1	BOLT Ø5/16" x 45mm		4
H2	SPRING WASHER		4
H3	FLAT WASHER		4
H4	ALLEN KEY		1
H5	ANTI TIP KIP		1Set

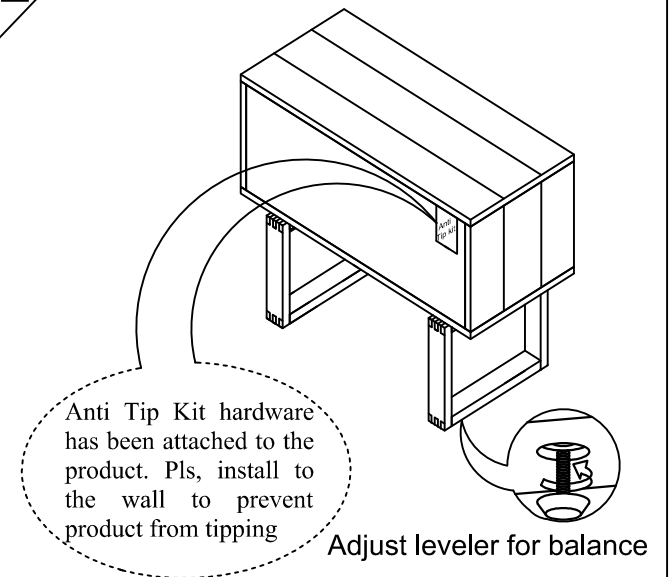
NOTE: PO# is located underneath/ inside of each item. Please be prepared to provide this # should any claim be necessary.

CAUTION: Item is heavy assembly should be performed by people.

1

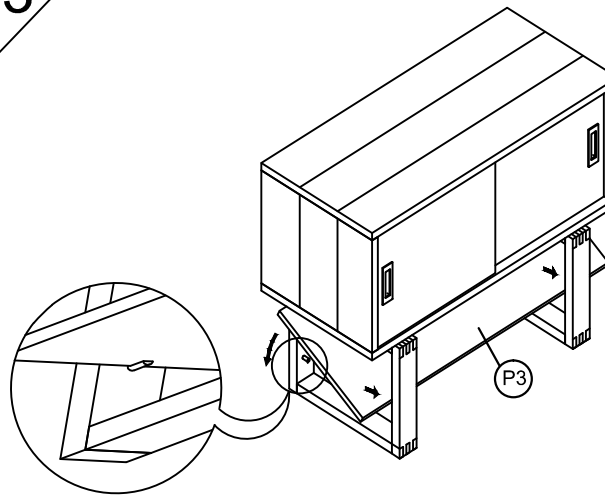


2

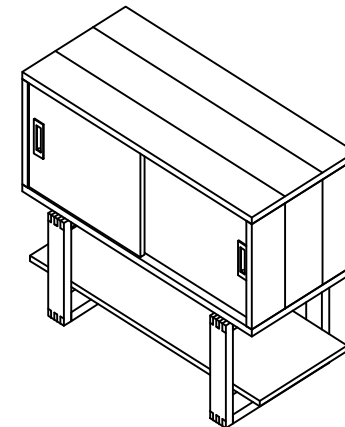


3

PLACE THE SHELF'S SLOTS ALIGN WITH METAL PINS ON LEGS



4



ASSEMBLY COMPLETED