

BENICIA ACCENT CHEST

Assembly instructions:

PARTS LIST

No.	DESCRIPTION	IMAGE	QTY
P1	BODY		1
P2	LEG		4

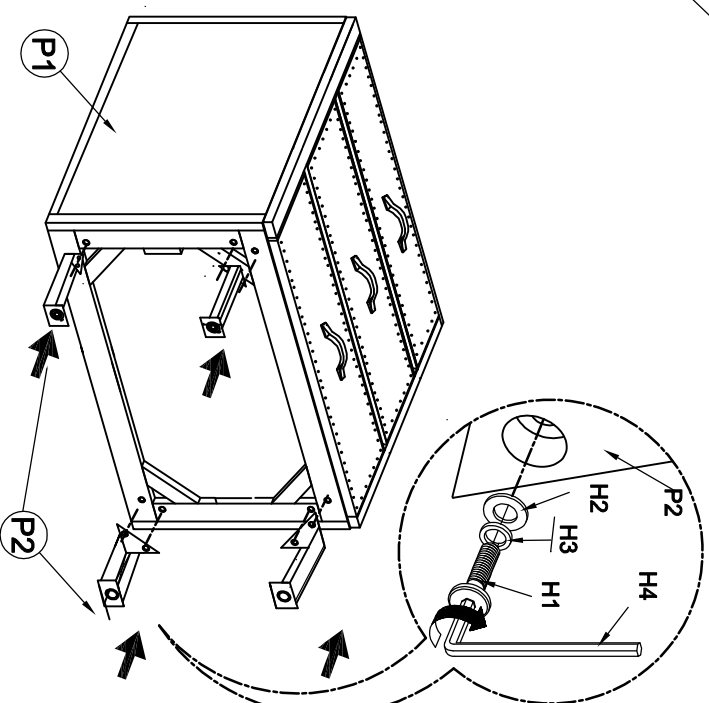
HARDWARE LIST

No.	DESCRIPTION	IMAGE	QTY
H1	BOLT (6 x 20MM)		10
H2	FLAT WASHER		10
H3	SPRING WASHER		10
H4	ALLEN KEY		1
H5	METAL PLATE		1
H6	ANTI TIP KIT		1 SET

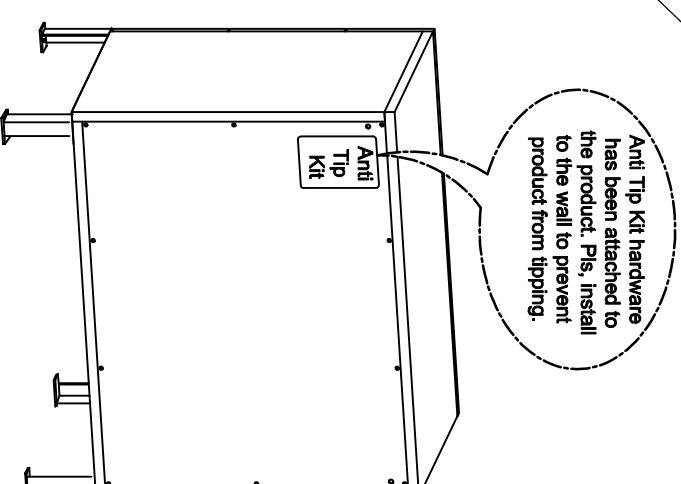
NOTE: PO # is located underneath / inside of each item. Please be prepared to provide this # should any claim be necessary.
CAUTION: Item is heavy assembly should be performed by two people.

OPTION 1

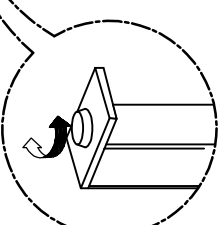
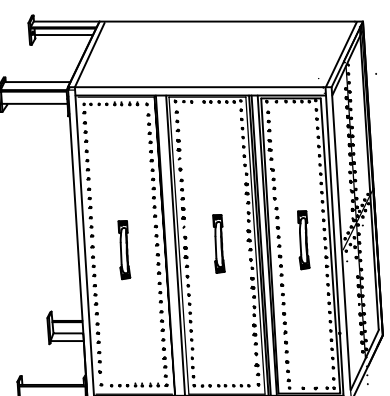
1



2



3



Adjustable leveler

ASSEMBLY COMPLETED