

CLARK DINING/ GATHERING TABLE

Assembly instructions:

PARTS LIST

No.	DESCRIPTION	IMAGE	QTY
P1	TABLE TOP		1
P2	LEG FRAME		2
P3	X FRAME		2
P4	WOOD LEGS		4

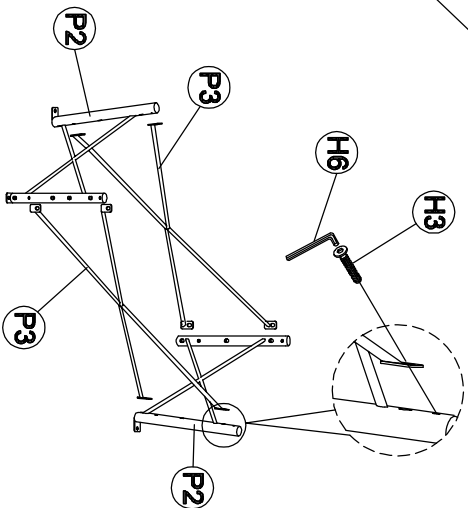
HARDWARE LIST

No.	DESCRIPTION	IMAGE	QTY
H1	BOLT 1/4" x 40		8
H2	BOLT 1/4" x 20		4
H3	BOLT 1/4" x 13		8
H4	SPRING WASHER		12
H5	FLAT WASHER		12
H6	ALLEN KEY		1

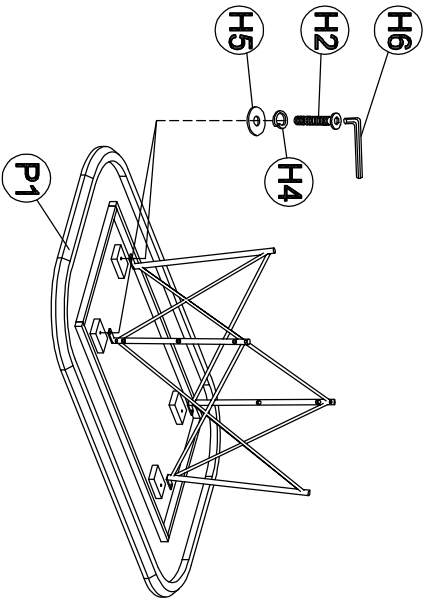
NOTE: PO# is located underneath/ inside of each item. Please be prepared to provide this # should any claim be necessary.

CAUTION: Item is heavy assembly should be performed by two people.

1



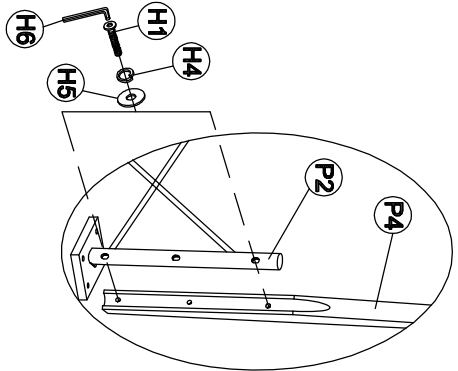
2



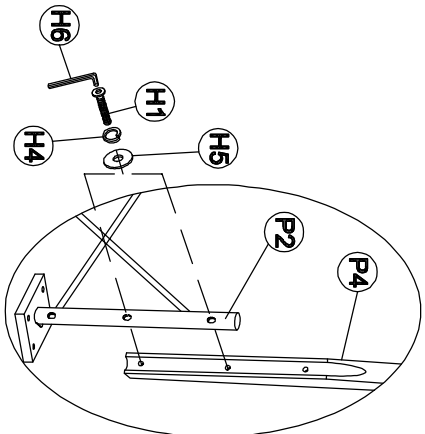
Don't tighten bolts until complete assembly

3

FOR DINING HEIGHT



FOR GATHERING HEIGHT



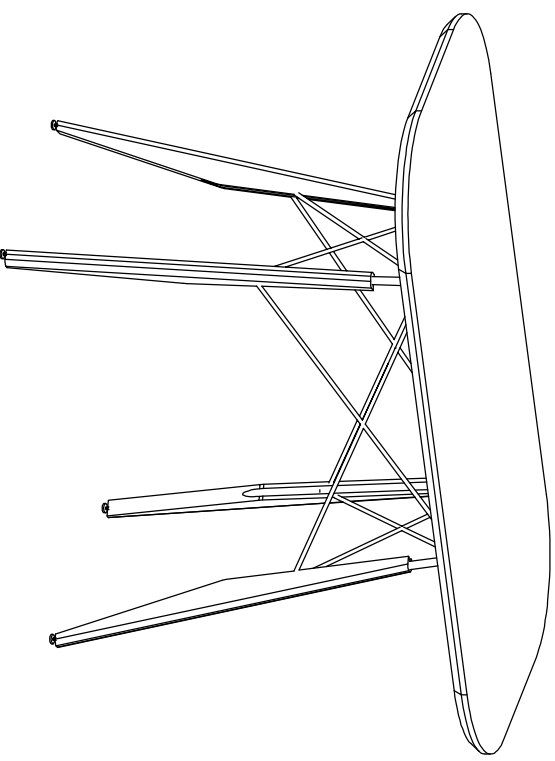
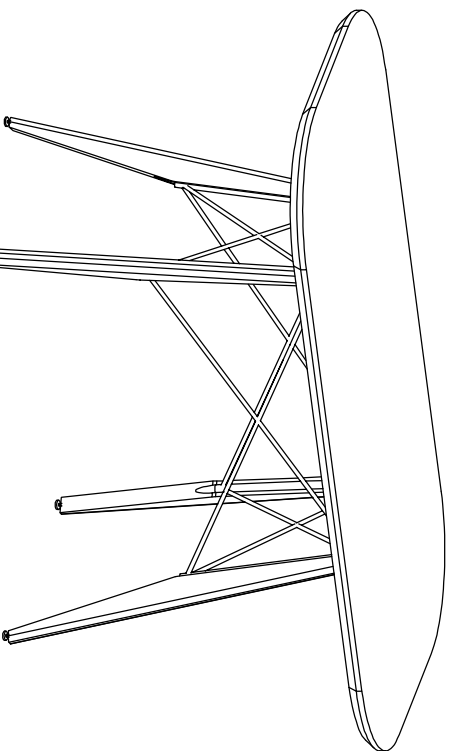
CLARK DINING/ GATHERING TABLE

Assembly instructions:

4

OPTION 1 DINING HEIGHT

OPTION 2 GATHERING HEIGHT



Adjustable leveler

ASSEMBLY COMPLETED