









MEMO COFFEE TABLE

Assembly instructions:

PARTS LIST

No.	DESCRIPTION	IMAGE	QTY
P1	TOP FRAME		1
P2	LEG		4

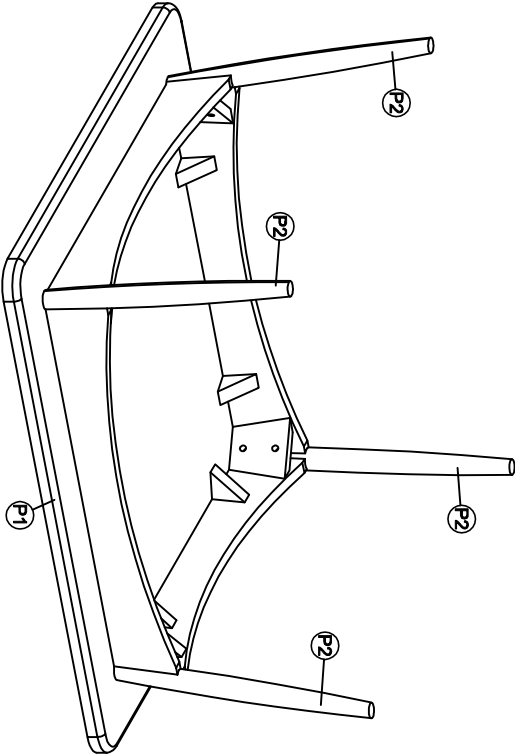
HARDWARE LIST

No.	DESCRIPTION	IMAGE	QTY
H1	BOLT (Ø1/4" X 50 MM)		8
H2	SPRING WASHER (Ø1/4")		8
H3	FLAT WASHER (Ø1/4")		8
H4	ALLEN KEY		1

NOTE: PO # is located underneath/ at the back side of each item. Please be prepared to provide this # should any claim be necessary.

CAUTION: Item is heavy. Assembly should be performed by two people.

1



2

