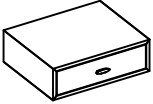







PARTS LIST

No.	DESCRIPTION	IMAGE	QTY
P1	BODY		1
P2	LEGS		4

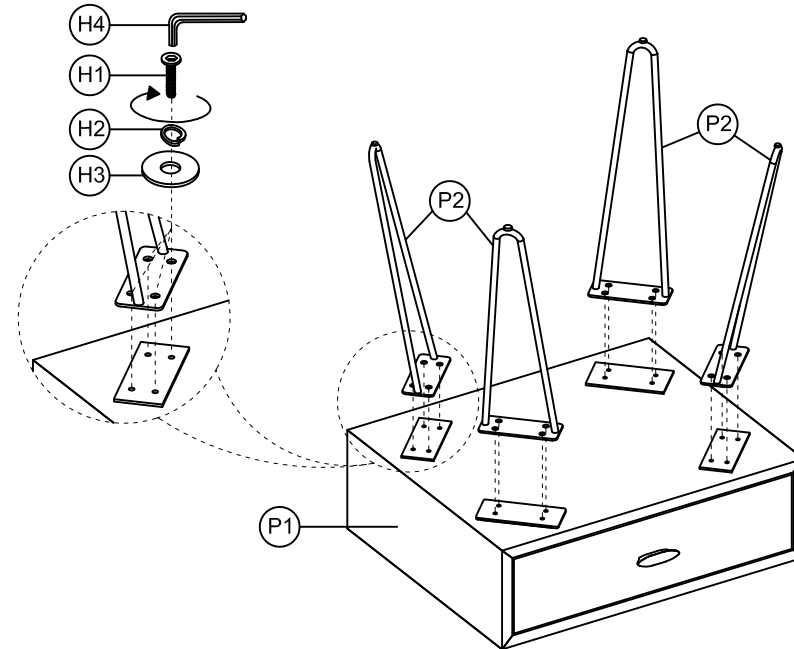
HARDWARE LIST

No.	DESCRIPTION	IMAGE	QTY
H1	BOLT Ø1/4"x15mm		16
H2	SPRING WASHER		16
H3	FLAT WASHER		16
H4	ALLEN KEY		1


NOTE: PO# is located underneath/ at the back panel of each item. Please be prepared to provide this # should any claim be necessary.

CAUTION: Item is heavy. Assembly should be performed by two people.

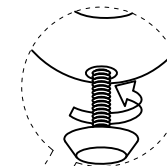
1



2



Adjust leveler for balance



ASSEMBLY COMPLETED