







MENDOCINO CONSOLE TABLE

Assembly instructions:

PART LIST


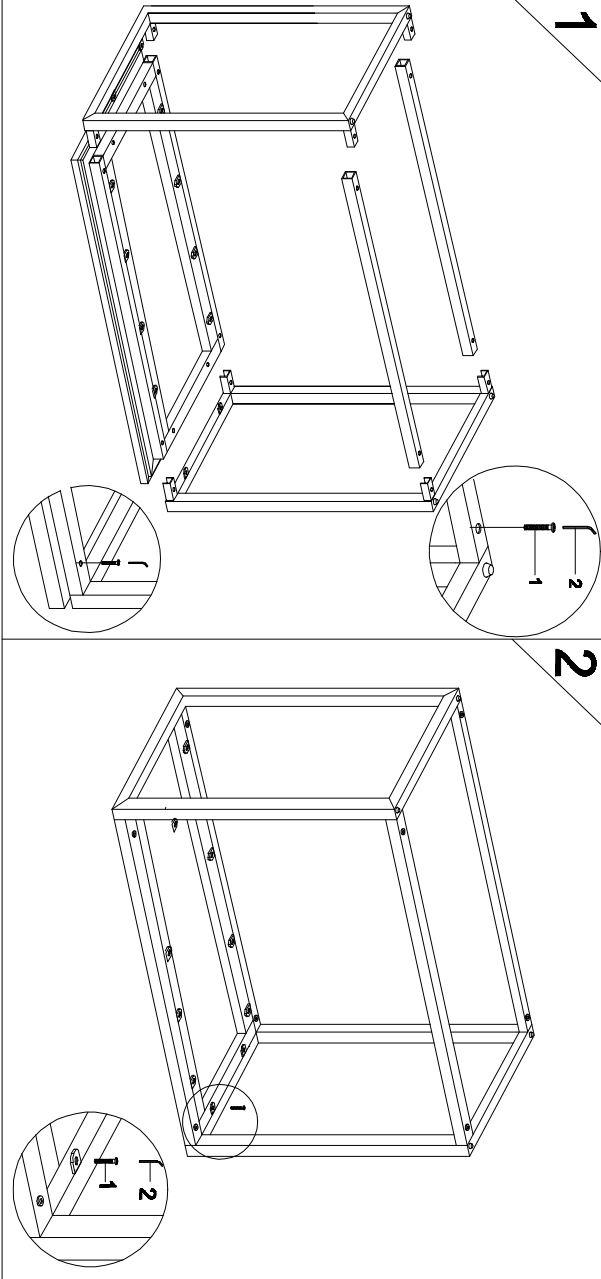
No.	DESCRIPTION	IMAGE	Qty
P1	TOP ASSY		1
P2	SIDE ASSY		2
P3	CROSS PIECE		2

HARDWARE LIST

No.	DESCRIPTION	IMAGE	Qty
H1	BOLT		12
H2	ALLEN KEY		1
H3	ANTI TIP KIT		1 Set

NOTE: PO# is located underneath/ inside of each item. Please be prepared to provide this # should any claim be necessary.

CAUTION: Item is heavy assembly should be performed by two people.



ASSEMBLY COMPLETED