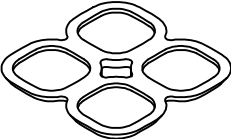



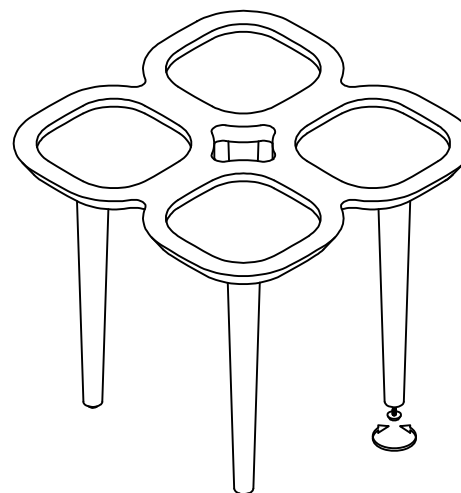
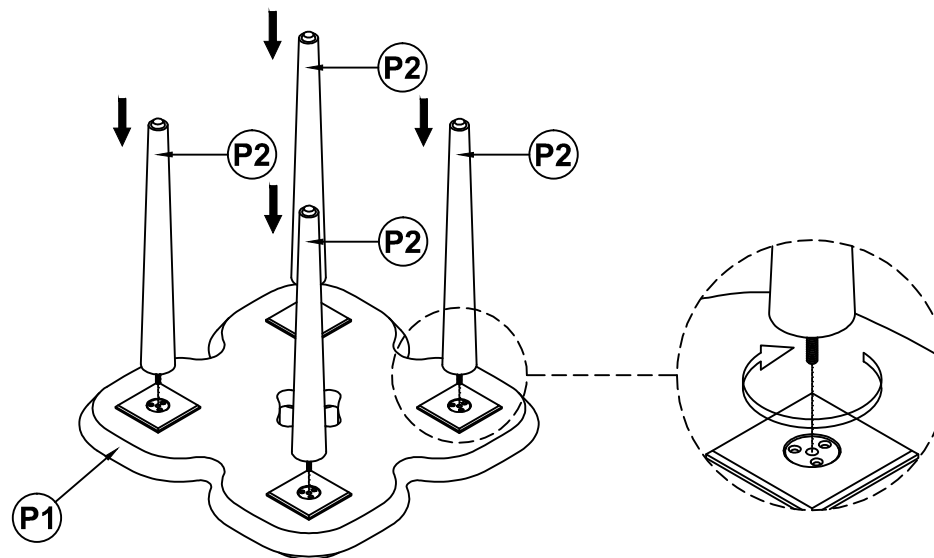
## PARTS LIST

| No. | DESCRIPTION | IMAGE   | QTY |
|-----|-------------|---|-----|
| P1  | Table Top   |  | 1   |
| P2  | Leg         |  | 4   |

**NOTE:** PO# is located underneath/ inside of each item. Please be prepared to provide this # should any claim be necessary.

**CAUTION:** Item is heavy assembly should be performed by two people.

1



Adjust leveler for balance

ASSEMBLED COMPLETE