

WOODBRIK CONSOLE TABLE

Assembly instructions:

PARTS LIST

NO	DESCRIPTION	IMAGE	QTY
P1	TABLE TOP		1
P2	SHELF		1
P3	LEG		4

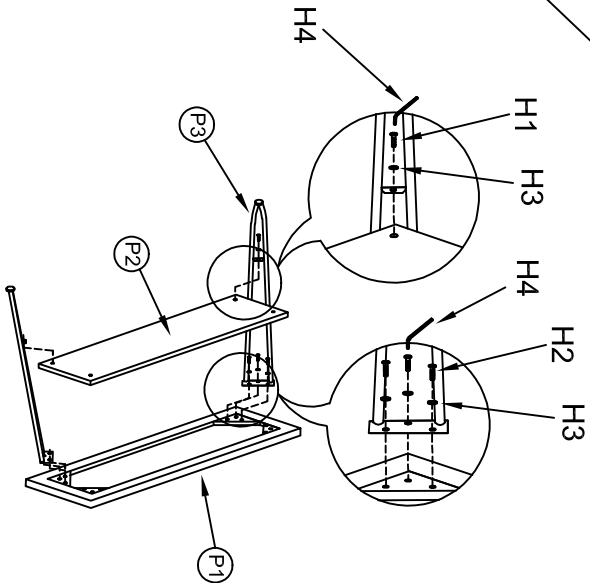
HARDWARE LIST

NO	DESCRIPTION	IMAGE	QTY
H1	BOLT (6X15MM)		4
H2	BOLT (6X20MM)		12
H3	FLAT WASHER		16
H4	ALLEN KEY		1

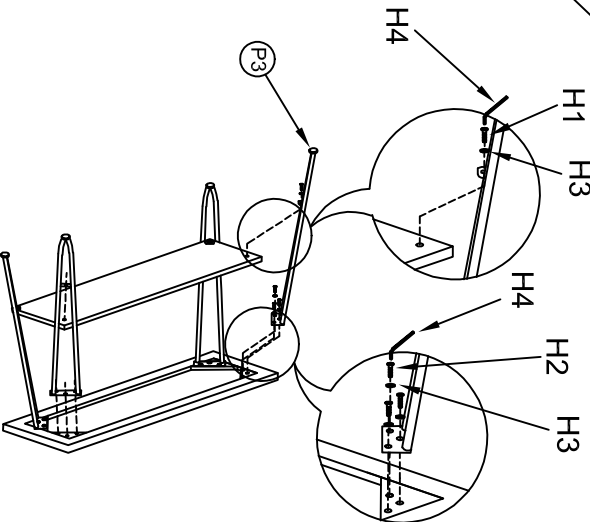
NOTE: PO# is located underneath/ inside of each item. Please be prepared to provide this # should any claim be necessary.

CAUTION: Item is heavy assembly should be performed by two people.

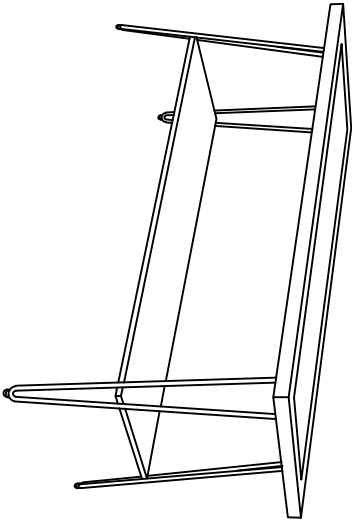
1



2



3



ASSEMBLY COMPLETED