

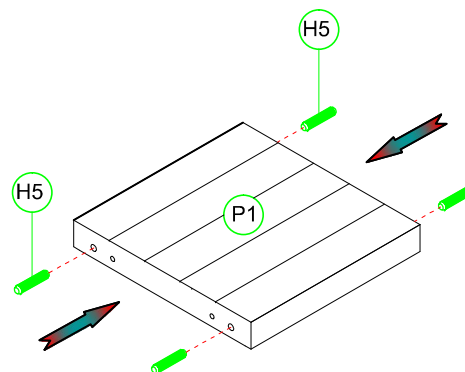
## PARTS LIST

No.	DESCRIPTION	IMAGE	QTY
P1	TOP AND BASE		2
P2	LEGS FRAME		2

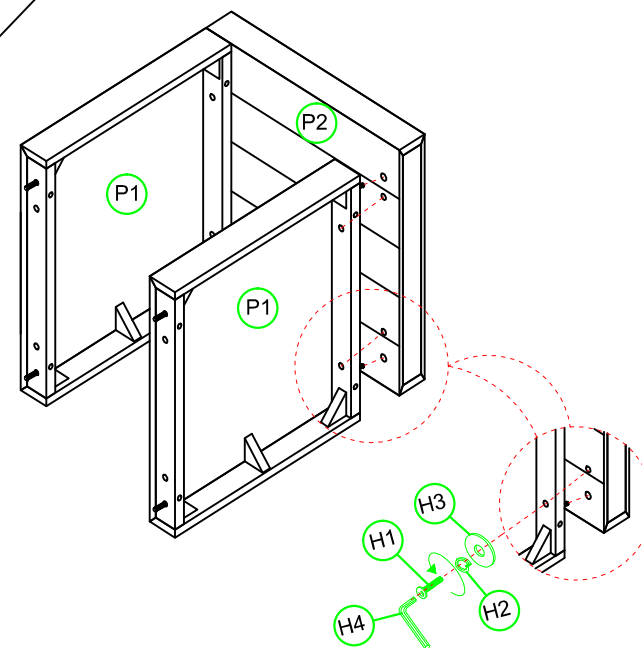
## HARDWARE LIST

No.	DESCRIPTION	IMAGE	QTY
H1	BOLT Ø1/4"x50mm		8
H2	SPRING WASHER		8
H3	FLAT WASHER		8
H4	ALLEN KEY		1
H5	WOODEN DOWEL		8

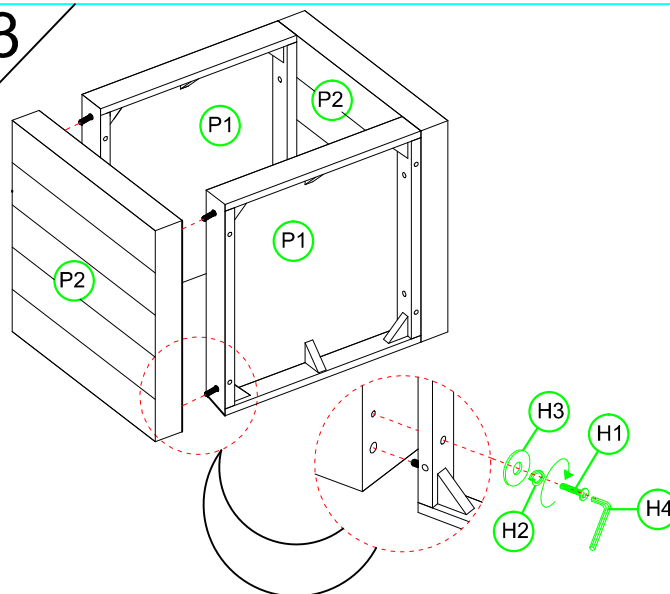
## 1 PLACE WOODEN DOWELS INTO P1 HOLES



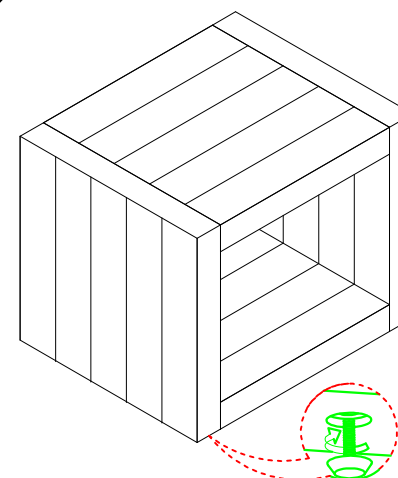
## 2



## 3



## 4



Adjust leveler for balance

ASSEMBLY COMPLETED

NOTE: PO# is located underneath/ inside of each item. Please be prepared to provide this # should any claim be necessary.

CAUTION: Item is heavy assembly should be performed by people.