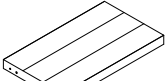
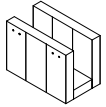








PARTS LIST

No.	DESCRIPTION	IMAGE	QTY
P1	TOP		1
P2	LEG FRAME 1		1
P3	LEG FRAME 2		1

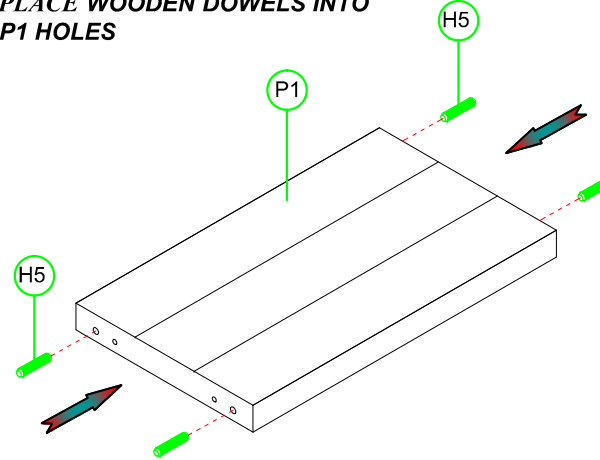
HARDWARE LIST

No.	DESCRIPTION	IMAGE	QTY
H1	BOLT Ø1/4"x50mm		4
H2	SPRING WASHER		4
H3	FLAT WASHER		4
H4	ALLEN KEY		1
H5	WOODEN DOWEL		4

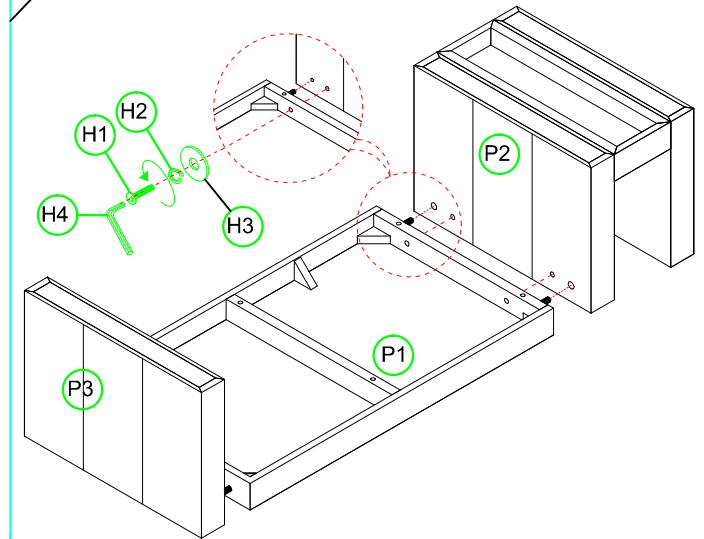
NOTE: PO# is located underneath/ inside of each item. Please be prepared to provide this # should any claim be necessary.

CAUTION: Item is heavy assembly should be performed by people.

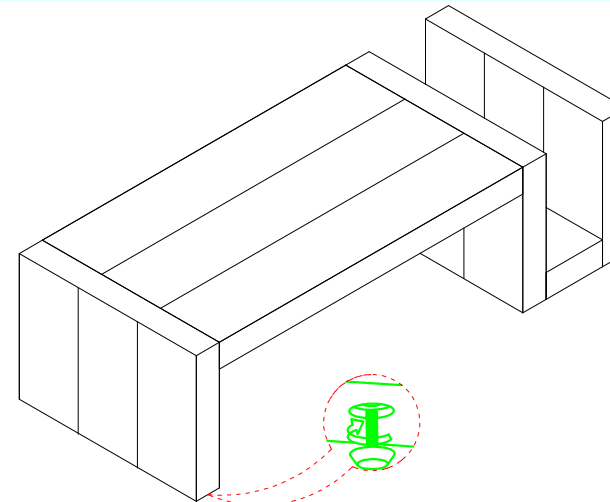
1 PLACE WOODEN DOWELS INTO P1 HOLES



2



3



Adjust leveler for balance

ASSEMBLY COMPLETED