
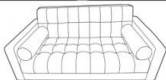





Sofa

Assembly instructions:

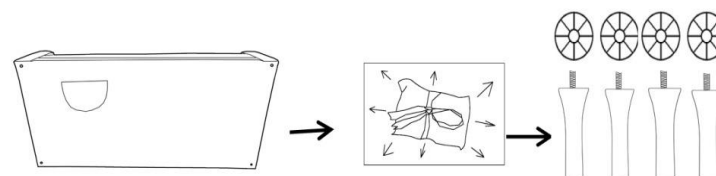
PARTS LIST

No.	DESCRIPTION	IMAGE	QTY
P1	Feet		4
P2	Sofa		1

HARDWARE LIST

No.	DESCRIPTION	IMAGE	QTY
H1	Plastic washer		4

Step 1. Take out the legs&hardware from Sofa bottom.


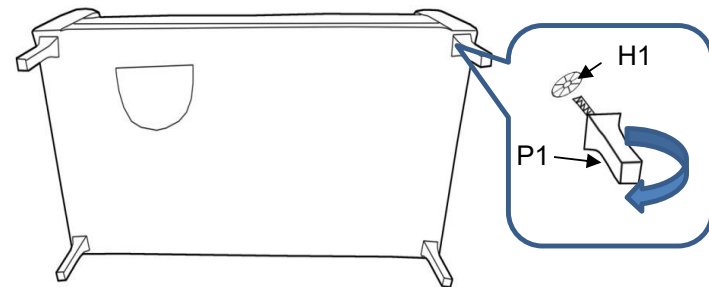


NOTE: PO# is located underneath/inside of each item. Please be prepared to provide this # should any claim be necessary.

CAUTION: Item is heavy assembly should be performed by two people.

Estimate assembly time: 5 minutes

Step 2: Turn the Sofa upside down and lay on protective carpet. Screw in the legs (P1) with plastic washer (H1).



ASSEMBLY COMPLETED