



STELLAR DINING BENCH

Assembly instructions:

PARTS LIST

No.	DESCRIPTION	IMAGE	QTY
P1	U LEG FRAME 1		1
P2	U LEG FRAME 2		1
P3	E LEG FRAME		1
P4	T LEG FRAME		1
P5	SEAT CUSHION		1

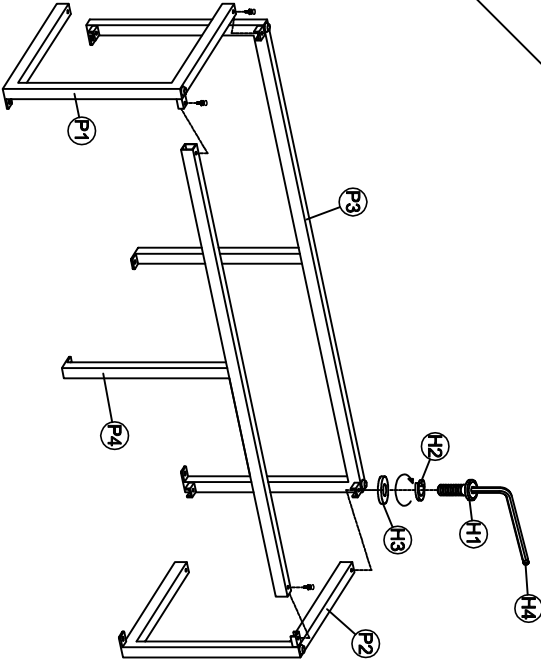
HARDWARE LIST

No.	DESCRIPTION	IMAGE	QTY
H1	BOLT (Ø1/4" x 20 MM)		12
H2	SPRING WASHER (Ø1/4")		12
H3	FLAT WASHER (Ø1/4")		12
H4	ALLEN KEY		1

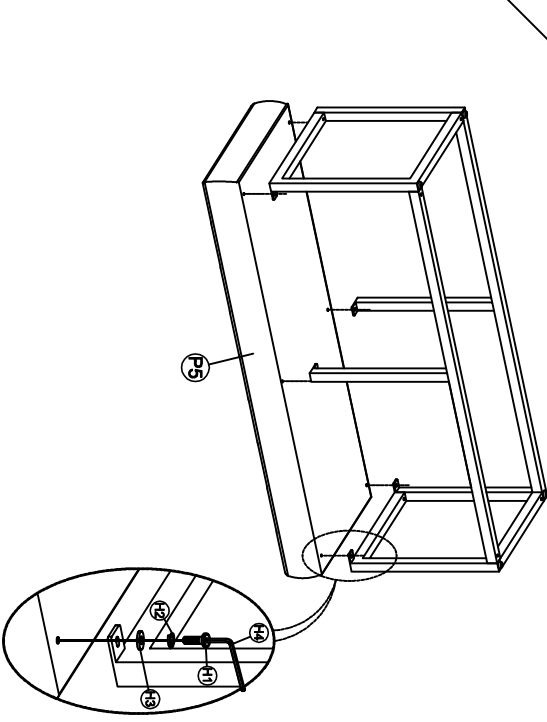
NOTE: PO # is located underneath/ at the back side of each item. Please be prepared to provide this # should any claim be necessary.

CAUTION: Item is heavy. Assembly should be performed by two people.

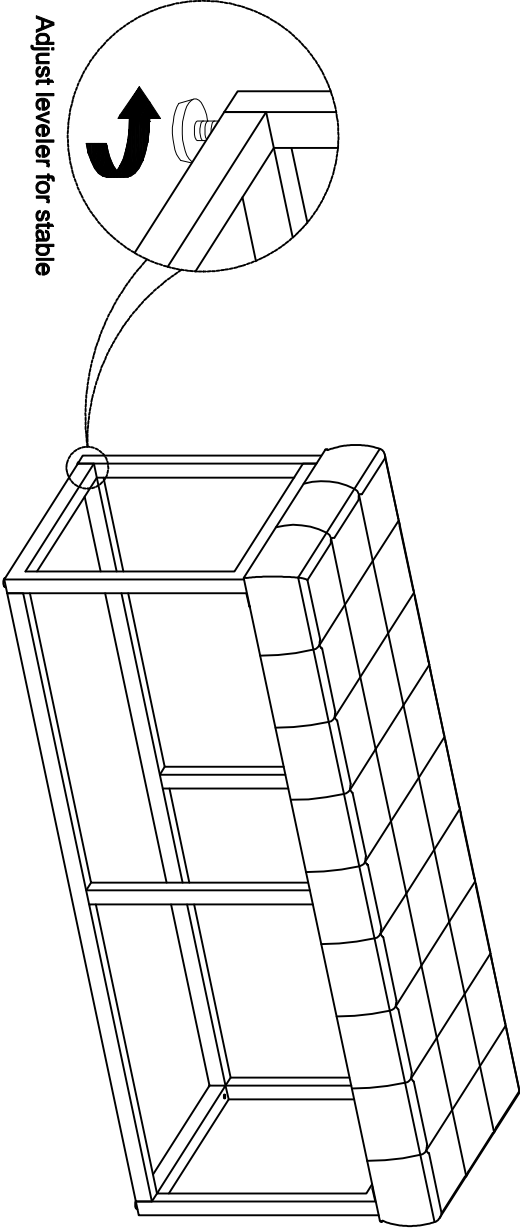
1



2



3



ASSEMBLY COMPLETED