

# ASSEMBLY INSTRUCTIONS

Description: Jake Accent Chair




## Important safety instructions:

- Please read carefully all instructions before assembly.
- For your safety and ease, assembly by two or more adults is recommended.
- Keep instructions for future use.






## Pre-assembly:

- Do not discard any content until assembly is complete to avoid accidentally discarding small parts or hardware.
- Take out all parts and hardware from box.

## Parts List

Item	Description	QTY
P1	Chair Body 	1
P2	Front Legs  (P2)	2
P3	Back Legs  (P3)	2

## Hardware List






Item	Description	QTY
H1	Bolts Ø5/16"*1" 	8
H2	Lock Washers Ø5/16" 	8
H3	Flat Washers Ø5/16" 	8
H4	Allen Wrench 5/16" 	1
H5	Plastic Washers Ø5/16"x1.75" 	4

## DISCLAIMER:

WHEN PROPERLY ASSEMBLED, THIS ITEM IS SAFE FOR INTENDED USE. SELLER IS NOT LIABLE FOR ANY DAMAGES RESULTING FROM ITEM BEING IMPROPERLY ASSEMBLED AFTER PURCHASE.

## Assembly Procedures:

Step 1: Assemble the chair on a flat and soft surface either on a carpet or cloth to prevent the finish from scratching. Attach the front legs (P2) and back legs (P3) to the bottom of chair body (P1) as shown.

(H1)x8	Bolts Ø5/16"*1"	
(H2)x8	Lock Washers Ø5/16"	
(H3)x8	Flat Washers Ø5/16"	
(H4)x1	Allen Wrench 5/16"	
(H5)x4	Plastic Washers Ø5/16"x1.75"	

Step 2. Turn the assembled chair to an upright position. Make sure the chair is level and securely tighten all bolts with Allen wrench (H4). **Leveler adjustment:** Leveler are pre-installed on the legs and adjust as needed to make sure the chair is level. Assembly is complete. **Failure to follow these instructions may cause the bolts to misalign during assembly.**

## ADDITIONAL NOTE ABOUT SAFETY:

BOLTS MAY LOOSEN DURING NORMAL EVERYDAY USE.

THEY SHOULD BE INSPECTED AT LEAST EVERY 3 MONTHS AND RE-TIGHTENED AS NEEDED TO PREVENT DAMAGE OR INJURY, AND ENSURE STABILITY.

Thank you for your purchase

