






NATALIE CHAIR

Assembly Instruction:

PARTS LIST

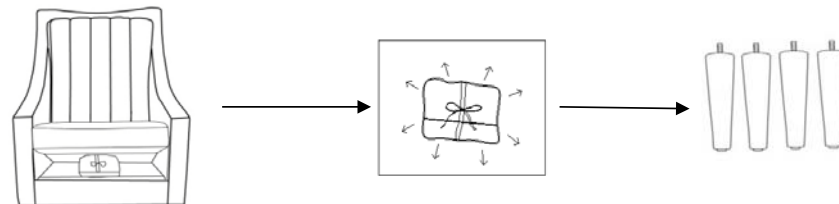
No.	DESCRIPTION	IMAGE	QTY
P1	WOOD LEGS		4
P2	CHAIR		1
P3	SEAT CUSHION		1

NOTE:PO# is located underneath/inside of each item. Please be prepare to provide this # should any claim be necessary.

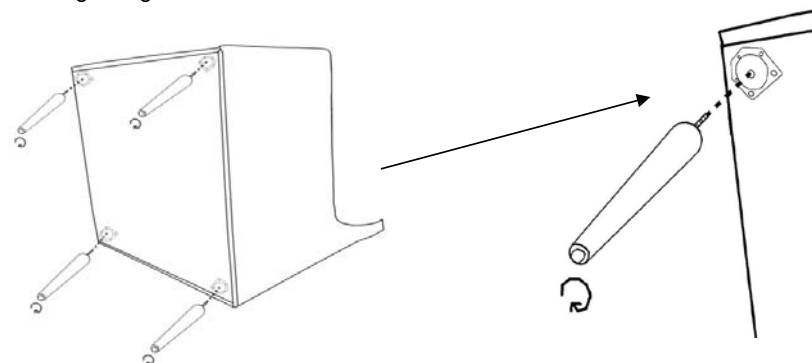
CAUTION: Item is heavy assembly should be performed by two people.

Estimate assembly time: 5 minutes

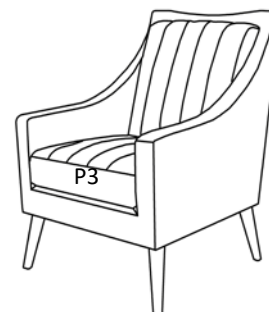
Step1.Open the seat cushion and take out the legs under it.



Step 2. Turn the chair upside down and lay on protective carpet. Screw in the wood legs (P1) for each. Screw tight to the right angle.



Step3.Turn the chair over and place it upright on a level surface,put the seat cushion(P3) on the chair.



ASSEMBLY COMPLETED

1/1