








No.	DESCRIPTION	IMAGE	QTY
P1	Legs		4
H1	Flat Washer		12
H2	Spring washer		12
H3	Long Bolt (5/16*55)		12
H4	Allen wrench		1

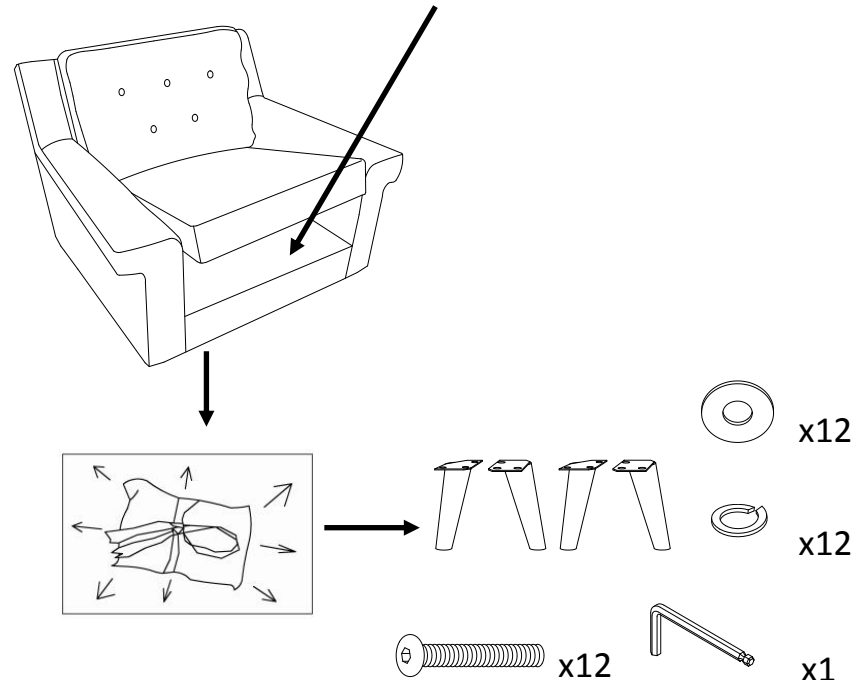
NOTE:PO#is located underneath/inside of each item .

Please be prepare to provide this # should any claim be necessary.

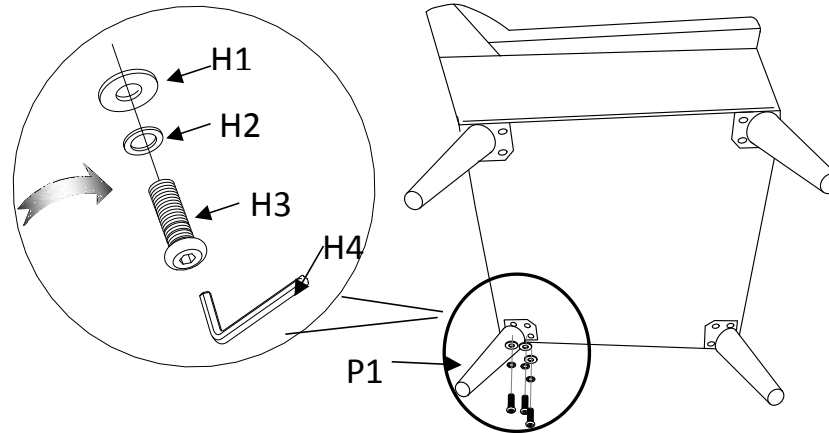
CAUTION:Item is heavy assembly should be performed by two performed by two people.

Estimate assembly time: 5 minutes

Step 1: Take out the legs and hardware package under the cushion



Step 2: Attach front legs and back legs(P1) to the seat frame by using flat washer (H1),spring washer(H2), Long Bolt (H3)and use Allen wrench(H4)to tighten the bolt !



Step 3: Level the chair and place the chair upright on a level surface

