





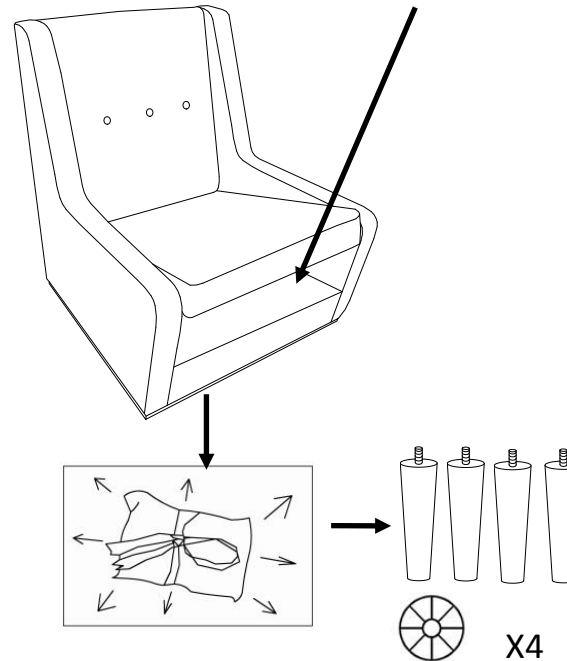
No.	DESCRIPTION	IMAGE	QTY
P1	Legs		4
H1	PLASTIC WASHER		4

NOTE:PO#is located underneath/inside of each item .Please be prepare to provide this # should any claim be necessary.

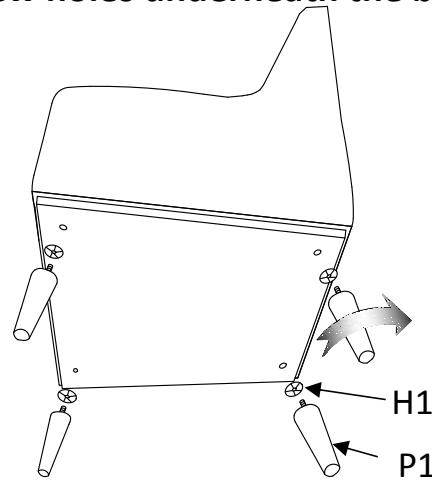
CAUTION:Item is heavy assembly should be performed by two performed by two people.

Estimate assembly time: 5 minutes

Step 1: Take out the legs and plastic washers under the cushion



Step 2: Screw in the feet (P1) into the screw holes underneath the base using the plastic washers (H1)



Step 3: Level the chair and place the chair upright on a level

