










PARTS LIST

No	DESCRIPTION	IMAGE	QTY
P1	SEAT FRAME		1
P2	LEGS		4
P3	BACK FRAME		1

HARDWARE LIST

No	DESCRIPTION	IMAGE	QTY
H1	BOLT Ø1/4"x20mm		4
H2	SCREW Ø4x25mm		8
H3	SPRING WASHER Ø1/4"		4
H4	FLAT WASHER Ø1/4x16"		4
H5	ALLEN KEY		1
H6	SREW DRIVER		Not Provided

NOTE: PO# is located underneath/ at the back side of each item. Please be prepared to provide this # should any claim be necessary.

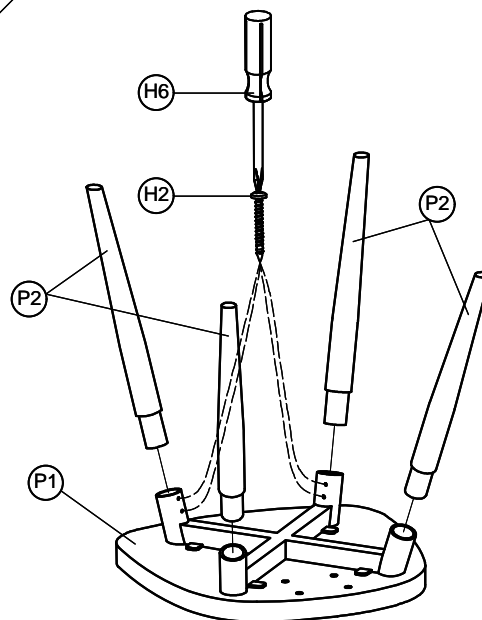
CAUTION: Item is heavy. Assembly should be performed by two people.

DISCLAIMER: When properly assembled, this item is safe for intended use. Seller is not liable for any damages resulting from item being improperly assembled after purchase.

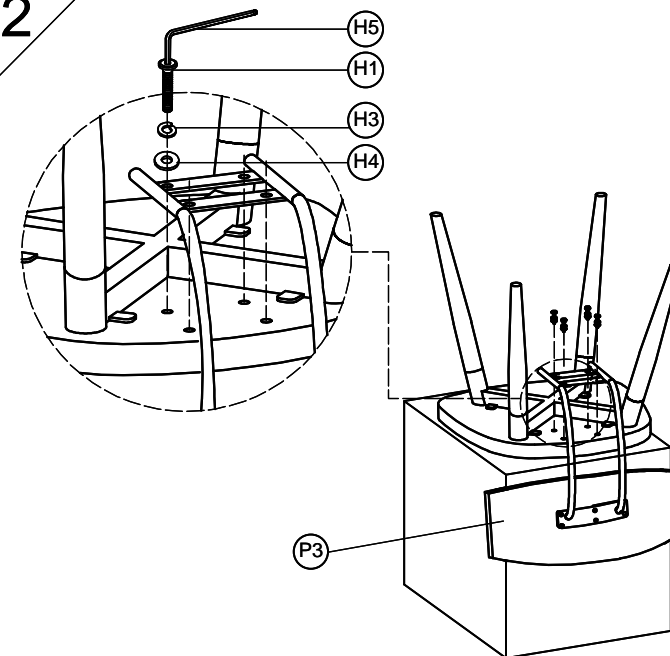
ADDITIONAL NOTE ABOUT SAFETY:

BOLTS MAY LOOSEN DURING NORMAL EVERYDAY USE. THEY SHOULD BE INSPECTED AT LEAST EVERY 3 MONTHS AND RE-TIGHTENED AS NEEDED TO PREVENT DAMAGE OR INJURY, AND ENSURE STABILITY.


1



2



3



ASSEMBLED COMPLETE