

ASSEMBLY INSTRUCTIONS

DESCRIPTION: MILA END TABLE


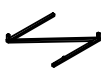
Important safety instructions:

- Please read carefully all instructions before assembly.
- For your safety and ease, assembly by two or more adults is recommended.
- Keep instructions for future use.






Pre-assembly:

- Do not discard any content until assembly is complete to avoid accidentally discarding small parts or hardware.
- Take out all parts and hardware from box.

Parts List

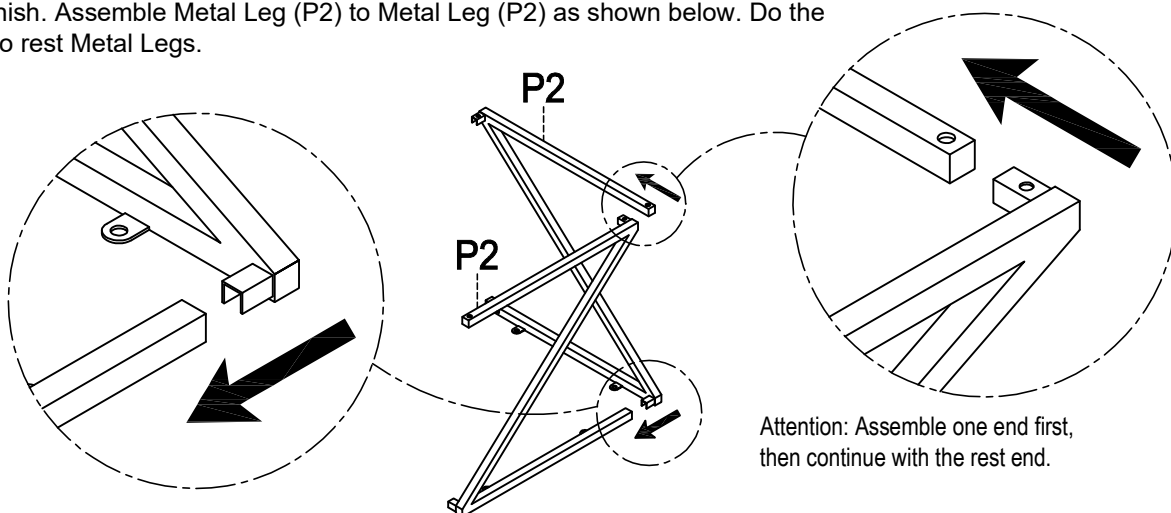
Item	Description	QTY
P1	Table Top 	1
P2	Metal Legs 	4

Hardware List





Item	Description	QTY
H1	Bolts 1/4"x 5/8"L 	16
H2	Lock Washers 1/4" 	16
H3	Flat Washers 1/4" 	16
H4	Allen Wrench 	1
H5	Adjustable Levelers 1/4" 	4

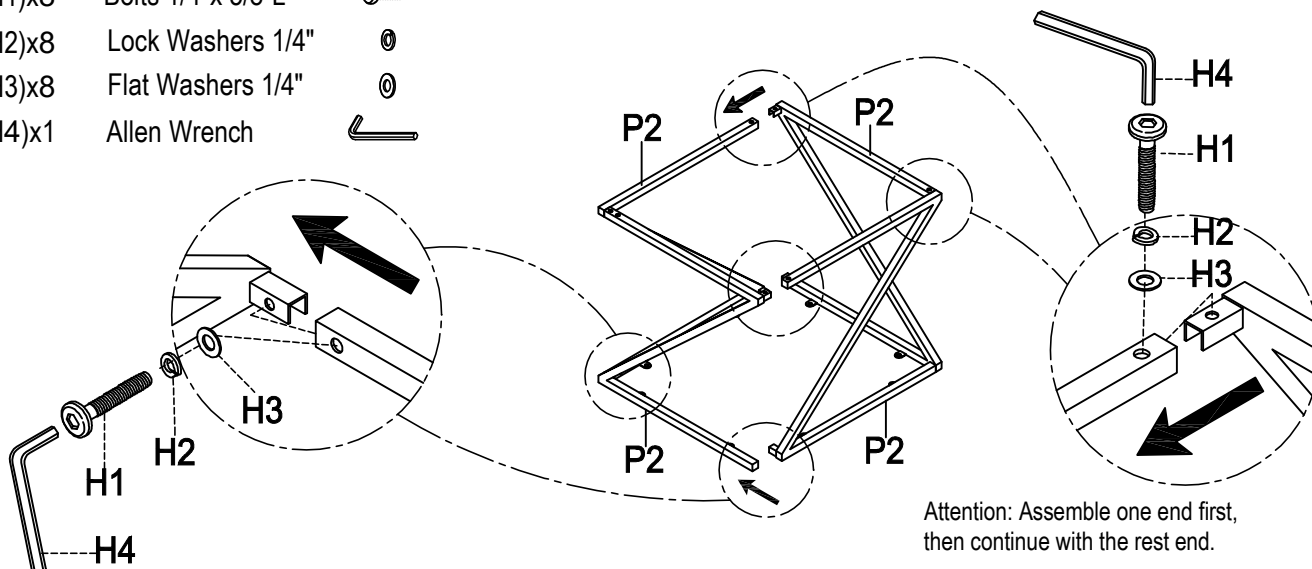
Assembly Procedures:

Step 1: Assemble the table on a flat, soft surface such as a carpet or cloth to prevent scratching the finish. Assemble Metal Leg (P2) to Metal Leg (P2) as shown below. Do the same way for two rest Metal Legs.



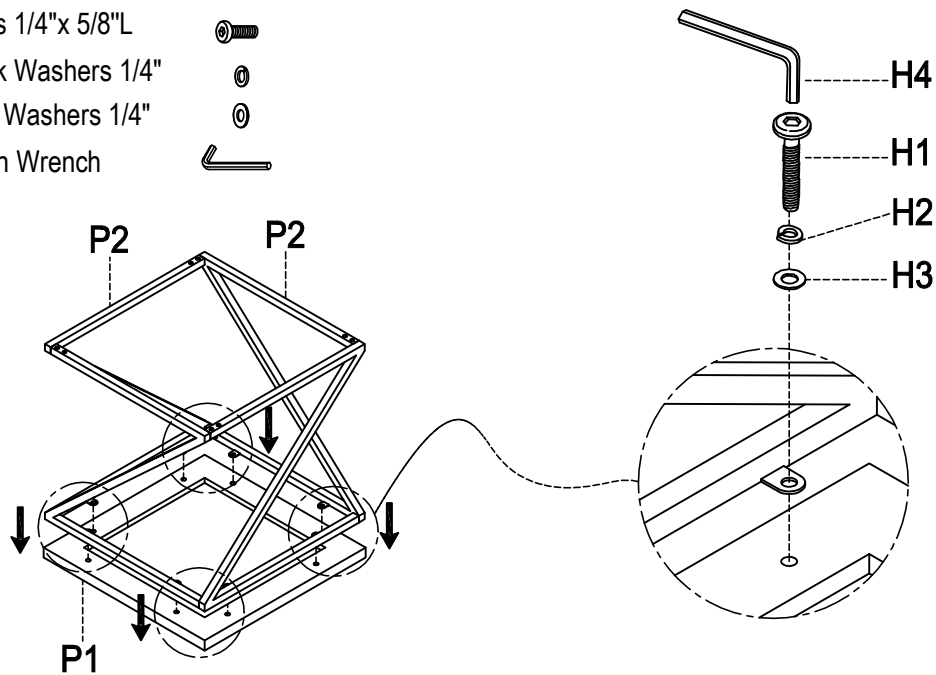
Step 2: Assemble Metal Leg Frames assembled in Step 1 together as shown below.

- (H1)x8 Bolts 1/4"x 5/8"L 
- (H2)x8 Lock Washers 1/4" 
- (H3)x8 Flat Washers 1/4" 
- (H4)x1 Allen Wrench 




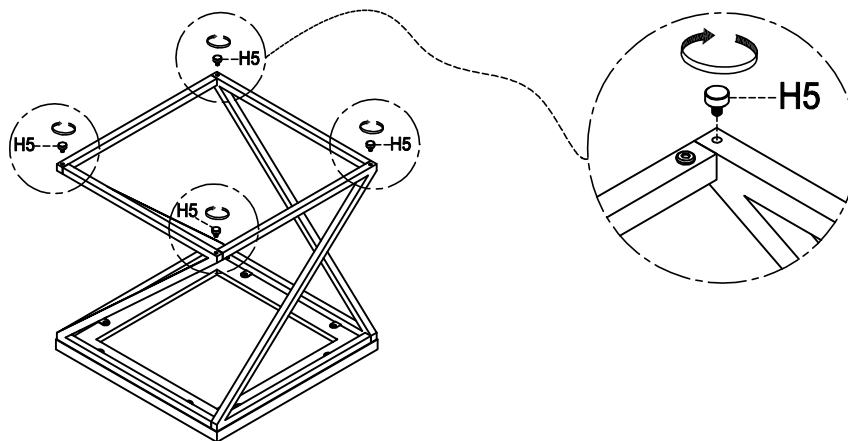
Step 3: Attach the assembled Metal Legs (P2) to the table top (P1) as shown below.

- (H1)x8 Bolts 1/4"x 5/8"L
 (H2)x8 Lock Washers 1/4"
 (H3)x8 Flat Washers 1/4"
 (H4)x1 Allen Wrench



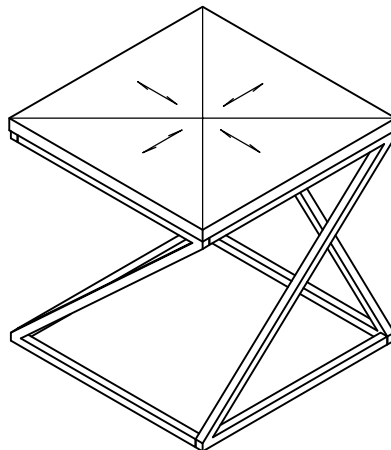
Step 4: Assemble the Adjustable Levelers (H5) as shown below:

- (H5)x4 Adjustable Levelers 1/4" 



Step 5:

- Turn the table to an upright position.
- To level table. If there is a gap between a leg and the floor, please adjust the adjustable leveler up or down under each leg.
- Assembly is complete.



ADDITIONAL NOTE ABOUT SAFETY: BOLTS MAY LOOSEN DURING NORMAL EVERYDAY USE. THEY SHOULD BE PERIODICALLY INSPECTED AND RE-TIGHTENED TO PREVENT DAMAGE OR INJURY. ALWAYS CHECK TO ENSURE THAT ALL HARDWARE IS KEPT TIGHTENED.

Thank you for your purchase