

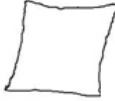
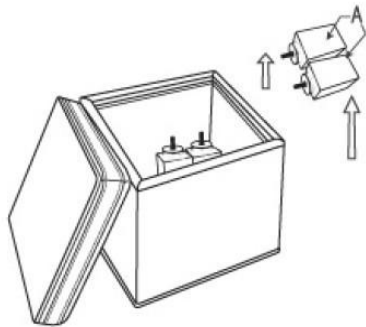


# MADISON **PARK** ASSEMBLY INSTRUCTION

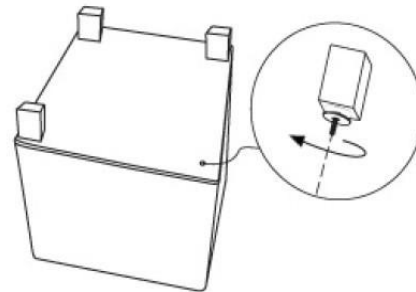
## Storage Ottoman

| Parts# | Parts Name     | Drawing   | Qty |
|--------|----------------|---|-----|
| A      | LEGS           |  | 4   |
| B      | PLASTIC WASHER |  | 4   |
| C      | Throw Pillow   |  | 2   |

Step 1: Open the lid then take out the legs from the ottoman



Step 2: Screw in the legs .



Step 3: Turn the ottoman over.

