



# NATURELLE END TABLE KD

Assembly instructions:

PARTS LIST

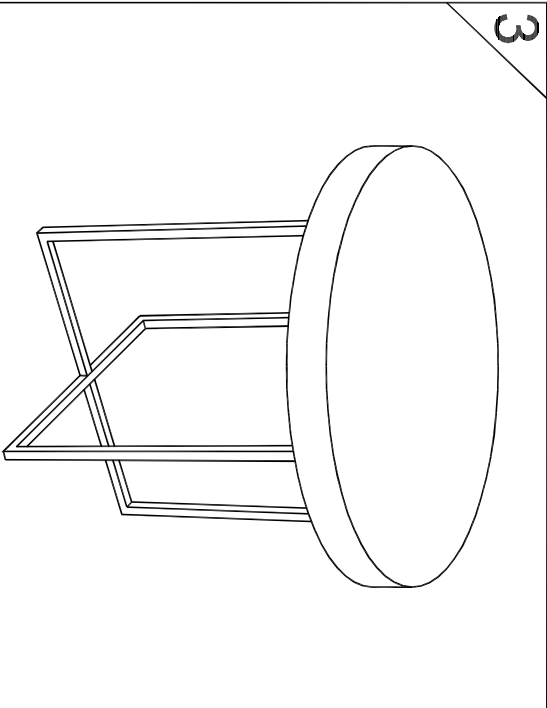
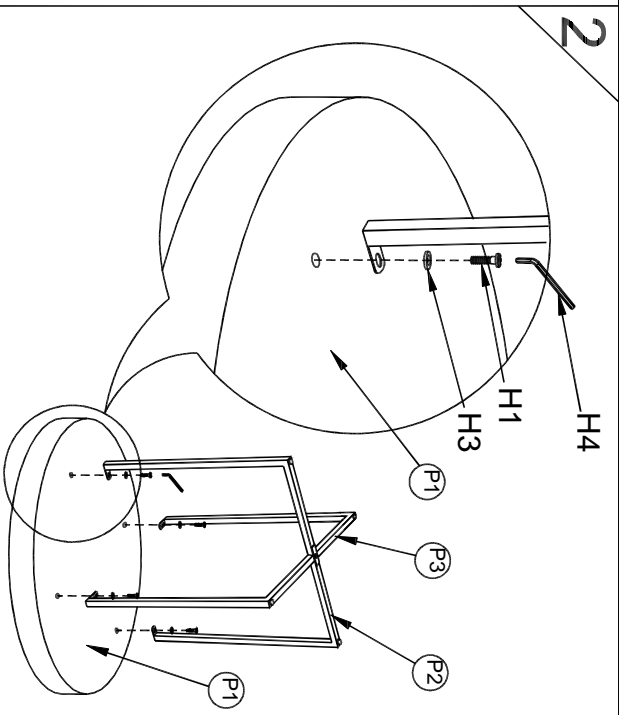
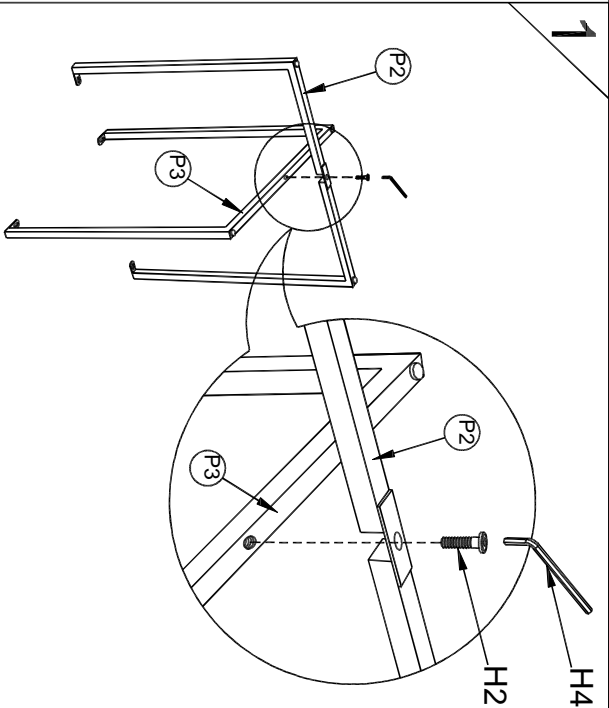
NO	DESCRIPTION	IMAGE	QTY
P1	TOP TABLE		1
P2	LEG FRAME A		1
P3	LEG FRAME B		1

HARDWARE LIST

NO	DESCRIPTION	IMAGE	QTY
H1	BOLT (6X20MM)		4
H2	BOLT (6X15MM)		1
H3	FLAT WASHER		4
H4	ALLEN KEY		1

NOTE: PO# is located underneath/ inside of each item. Please be prepared to provide this # should any claim be necessary.

CAUTION: Item is heavy assembly should be performed by two people.



ASSEMBLY COMPLETED